

# VILKÅR FOR BRUG


Tusind tak fordi du downloadede dette materiale. Jeg håber, du bliver glad for det. Hvis du har spørgsmål eller kommentarer, kan du kontakte mig her: [mindsteogmelleste@gmail.com](mailto:mindsteogmelleste@gmail.com). Deler du billeder af materialet, må du meget gerne tage [@mindsteogmelleste](https://www.instagram.com/mindsteogmelleste).

Materialet er beskyttet af lov om ophavsret og kan kopieres i henhold til gældende Copydan Tekst & Node-aftaler. Du må ikke videresælge eller dele filen med andre – hverken helt eller delvist.


Materialet indeholder fonts og clipart er fra:




# MIT ÅR I I. KLASSE




# MIT ÅR I 2. KLASSE



# MIT ÅR I 3. KLASSE





# MIT ÅR I 4. KLASSE




*Indsæt et billede af eleven*

# MIT ÅR I 5. KLASSE





# JULI




Mit bedste minde fra

sommerferien var, da


Blank writing lines for a story or description.

Tegn dit minde:

Blank space for drawing a memory.



# AUGUST




Det bedste ved at være  
tilbage i skole er

Tegn det bedste ved at være tilbage i skole:





# SEPTEMBER




Det perfekte æble smager


Handwriting practice lines consisting of ten sets of three horizontal lines (top, middle, bottom) for writing.

Tegn det perfekte æble:

A large empty rectangular box for drawing a perfect apple.



# OKTOBER

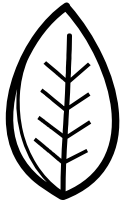


Det bedste ved Halloween er

Handwriting practice lines consisting of ten sets of horizontal lines for writing.

Tegn det bedste ved Halloween:

A large empty rectangular box for drawing.



# NOVEMBER



Jeg kan godt lide efteråret

fordi

Blank writing lines for the student to complete the sentence.

Tegn hvorfor du godt kan lide efteråret:

Blank space for drawing.



# DECEMBER



December er dejlig fordi


Handwriting practice area consisting of ten sets of horizontal lines for writing.

Tegn hvad der gør december dejlig:

A large empty rectangular box for drawing.



# JANUAR




Mit bedste minde fra

juleferien var, da


Handwriting practice lines consisting of ten sets of three horizontal lines (top, middle, bottom) for writing.

Tegn dit bedste minde fra juleferien:

A large empty rectangular box for drawing a memory from the holidays.



# FEBRUAR




Til fastelavn skal jeg være


Blank writing lines for the answer.

Tegn hvad du skal være til fastelavn:

Blank drawing area for the answer.



# MARTS




Jeg kan godt lide foråret fordi


Handwriting practice lines consisting of ten sets of horizontal lines for writing.

Tegn hvad du godt kan lide ved foråret:

A large empty rectangular box for drawing.




# APRIL





Mit bedste minde fra \_\_\_\_\_  
påskeferien var, da \_\_\_\_\_  
\_\_\_\_\_  
\_\_\_\_\_  
\_\_\_\_\_  
\_\_\_\_\_  
\_\_\_\_\_  
\_\_\_\_\_  
\_\_\_\_\_

Tegn dit bedste minde fra påskeferien:





# MAJ



Jeg kan hjælpe jorden ved at


Blank writing lines for the student to complete the sentence.

Tegn hvordan du kan hjælpe jorden:

Blank drawing area for the student to illustrate how they can help the earth.




# JUNI




Det her skoleår har været

godt fordi

Tegn hvad der har været godt i dette skoleår:




# JULI




Handwriting practice area consisting of ten sets of horizontal lines for writing.

Tegn dit minde:

Large empty rectangular box for drawing a memory.



# AUGUST




Handwriting practice area consisting of ten sets of horizontal lines for writing.

Tegn det bedste ved at være tilbage i skole:

Large empty rectangular box for drawing or writing.




# SEPTEMBER




|  |
|--|
|  |
|  |
|  |
|  |
|  |
|  |
|  |
|  |
|  |
|  |
|  |
|  |
|  |
|  |
|  |

Tegn det perfekte æble:



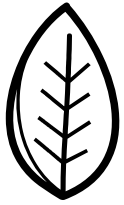
# OKTOBER



|  |
|--|
|  |
|  |
|  |
|  |
|  |
|  |
|  |
|  |
|  |
|  |
|  |
|  |
|  |
|  |
|  |

Tegn det bedste ved Halloween:

|  |
|--|
|  |
|--|



# NOVEMBER



|  |
|--|
|  |
|  |
|  |
|  |
|  |
|  |
|  |
|  |
|  |
|  |
|  |
|  |

Tegn hvorfor du godt kan lide efteråret:

|  |
|--|
|  |
|--|



# DECEMBER



A series of ten horizontal lines for writing, arranged in five pairs.


Tegn hvad der gør december dejlig:

A large empty rectangular box for drawing.






# JANUAR




Handwriting practice area consisting of ten sets of horizontal lines. Each set consists of a top line, a middle line, and a bottom line, providing a guide for letter height and placement.

Tegn dit bedste minde fra juleferien:

A large, empty rectangular box with a thick black border, intended for drawing a picture of the best memory from the Christmas holidays.




# FEBRUAR



Blank writing lines for notes.

Tegn hvad du skal være til fastelavn:

Blank drawing area for a costume design.




# MARTS




Handwriting practice area consisting of ten sets of horizontal lines, each set containing a top line, a middle line, and a bottom line.

Tegn hvad du godt kan lide ved foråret:

A large empty rectangular box for drawing.



# APRIL



A series of ten horizontal lines for writing, arranged in five pairs.


Tegn dit bedste minde fra påskeferien:

A large empty rectangular box for drawing a memory from the Easter holiday.






# JUNI




Handwriting practice area consisting of ten sets of horizontal lines. Each set includes a top line, a middle line, and a bottom line, providing a guide for letter height and placement.

Tegn hvad der har været godt i dette skoleår:

A large empty rectangular box for drawing or writing.



# JULI



Mit bedste minde fra sommerferien var, da

---

---

---

---

---

---


---

---


---

---

Tegn dit minde:



# AUGUST



Det bedste ved at være tilbage i skole er

---

---

---

---

---

---

---

---

---


---

Tegn det bedste ved at være tilbage i skole:





# SEPTEMBER



Det perfekte æble smager

---

---

---

---

---

---


---

---


---

---

Tegn det perfekte æble:



# OKTOBER



Det bedste ved Halloween er

---

---

---

---

---

---

---

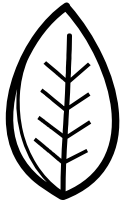
---

---

---

Tegn det bedste ved Halloween:

A large, empty rectangular box with a thick black border, intended for drawing.



# NOVEMBER



Jeg kan godt lide efteråret fordi

---

---

---

---

---

---

---

---

---

---

Tegn hvorfor du godt kan lide efteråret:



# DECEMBER



December er dejlig fordi

---

---

---

---

---

---

---

---

---


---

Tegn hvad der gør december dejlig:

A large empty rectangular box with a thick black border, intended for drawing.



# JANUAR



Mit bedste minde fra juleferien var, da

---

---

---

---

---

---

---


---

---


---

Tegn dit bedste minde fra juleferien:

A large, empty rectangular box with a thick black border, intended for a child to draw their favorite memory from the Christmas holidays.



# FEBRUAR



Til fastelavn skal jeg være

---

---

---

---

---

---

---


---

---


---

Tegn hvad du skal være til fastelavn:

A large, empty rectangular box with a thick black border, intended for drawing a costume for the carnival.



# MARTS



Jeg kan godt lide foråret fordi

---

---

---

---

---

---


---

---


---

---

Tegn hvad du godt kan lide ved foråret:



# APRIL



Mit bedste minde fra påskeferien var, da

---

---

---

---

---

---

---


---

---



---

Tegn dit bedste minde fra påskeferien:





# MAJ



Jeg kan hjælpe jorden ved at

---

---

---

---

---

---

---

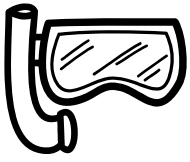
---

---


---

Tegn hvordan du kan hjælpe jorden:

A large, empty rectangular box with a thick black border, intended for a child to draw their ideas for helping the Earth.



# JUNI



Det her skoleår har været godt fordi

---

---

---

---

---

---


---

---


---

---

Tegn hvad der har været godt i dette skoleår:



**JULI**



---

---

---

---

---

---


---

---


---

---

A large, empty rectangular box with a thick black border, intended for drawing or coloring.



# AUGUST



---

---

---

---

---

---

---


---

---

---



# SEPTEMBER



---

---

---

---

---


---

---


---

---

---



# OKTOBER



---

---

---

---

---

---

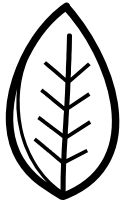
---

---

---

---

A large, empty rectangular box with a thick black border, intended for drawing or additional notes.



# NOVEMBER



---

---

---

---

---

---

---

---

---

---



# DECEMBER



---

---

---

---

---

---

---

---


---

---





# JANUAR



---

---

---

---

---


---

---


---

---

---



# FEBRUAR



---

---

---

---

---


---

---

---

---

---



# MARTS



---

---

---

---

---


---

---


---

---

---



**APRIL**



---

---

---

---

---


---

---



---

---

---



**MAJ**



---

---

---

---

---

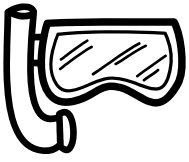
---

---


---

---

---



# JUNI



---

---

---

---

---

---

---

---

---

---

A large, empty rectangular box with a thick black border, intended for a drawing or a longer piece of text.