



Mange elever oplever, at matematikken er i vanskeligheder.

Elever som oplever, at matematikken er i vanskeligheder, har brug for genkendelighed og gentagelser.

Mange elever kender en terning, og ved, at 5 prikker er det samme som et 5-tal.

Jeg har lavet dette vendespil til eleverne hvor matematikken er i vanskeligheder.

Rigtig god fornøjelse med spillet.

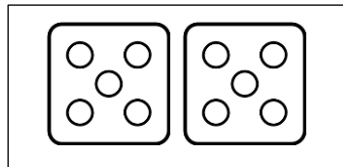
## Regler:

- Få eleverne til at fordele tallene (talkortene) i rigtig rækkefølge på bordet.
- Tag terningekortene og samle dem i en bunke.
- Lad en elev trække et kort fra terningebunken.
- Lad eleven tælle prikkerne på terningerne.
- Eleven skal nu finde det matchende talkort.
- Læg terningekortet ovenpå talkortet
- Lad den næste elev trække et terningekort osv.

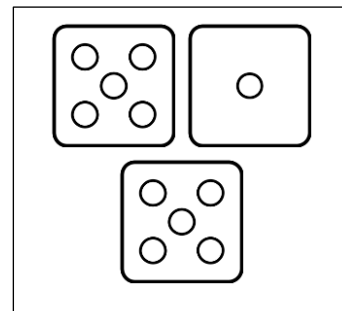
Eleverne vil meget hurtigt kunne forstå at 2 fem-terninger er det samme som 10. Eleverne vil derefter meget hurtigt kunne regne de forskellige stykker ud, og finde de matchende kort.

Lav et spil med tallene 10-21 og et spil med 22-33. Der er ved at bliver udarbejdet spil til de næste tal allerede nu.

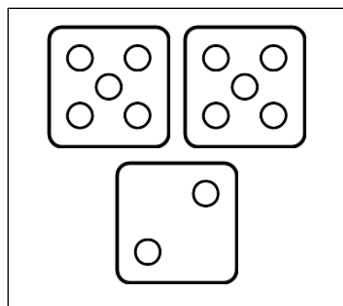
10



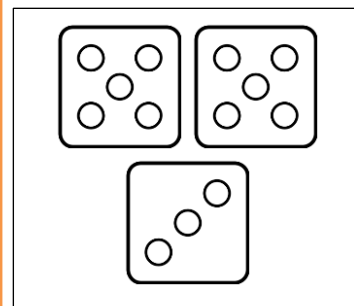
11



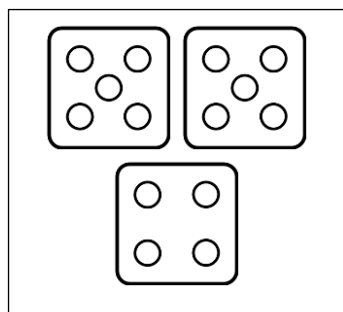
12



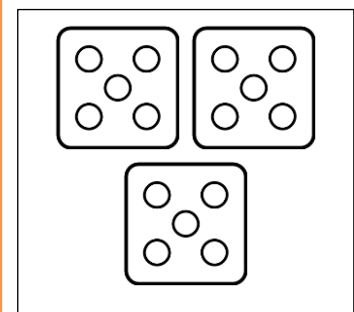
13



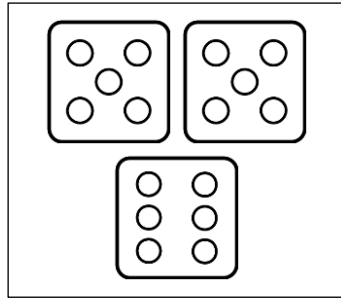
14



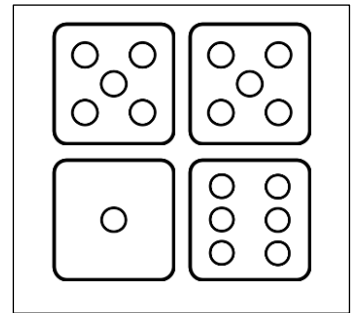
15



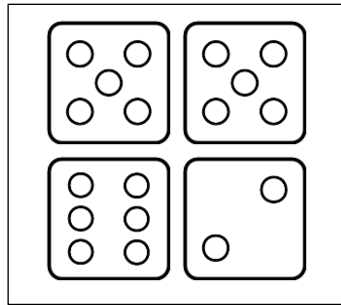
16




17



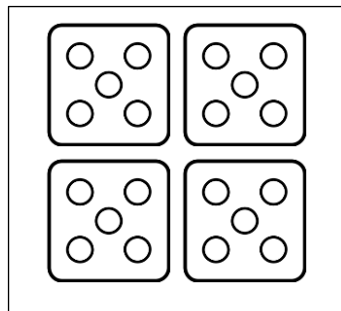
18



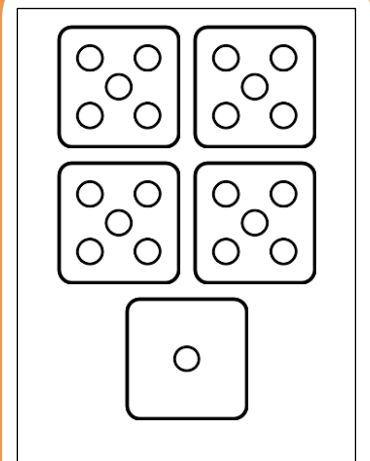
19



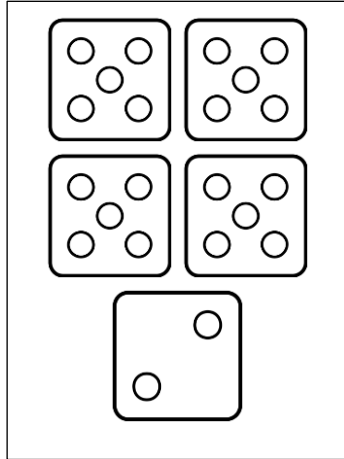
20



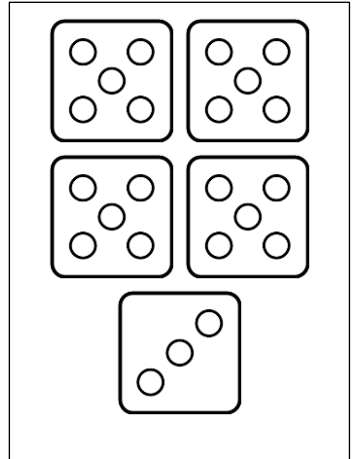
21



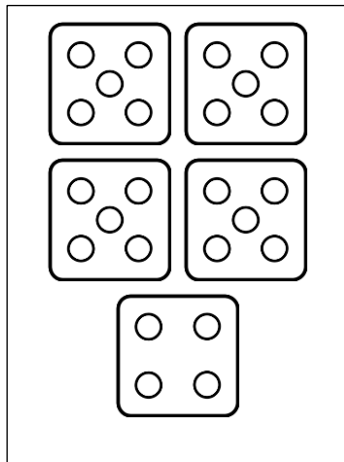
22



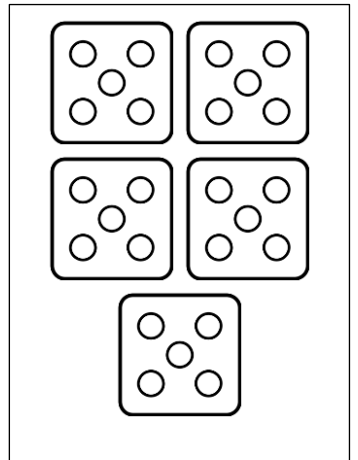
23



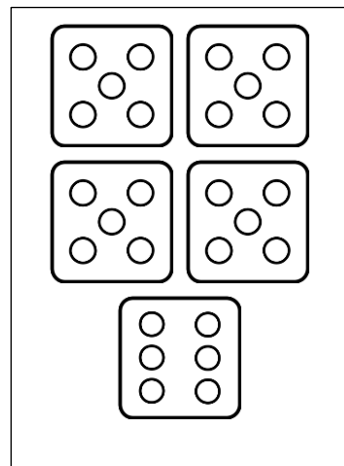
24



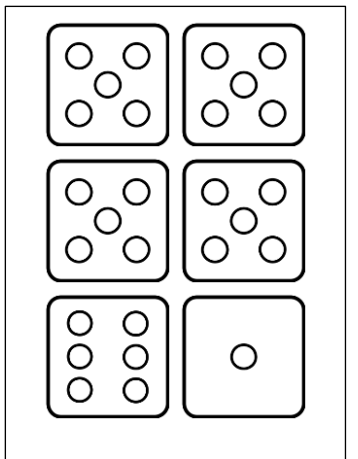
25




26




27




28



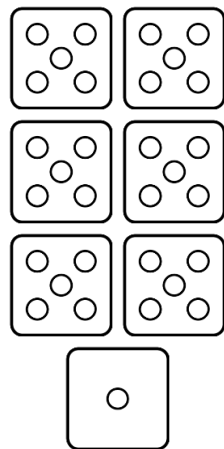
29




30



31



32



33

