



APO-SUMMICRON-SL 35 f/2 ASPH.

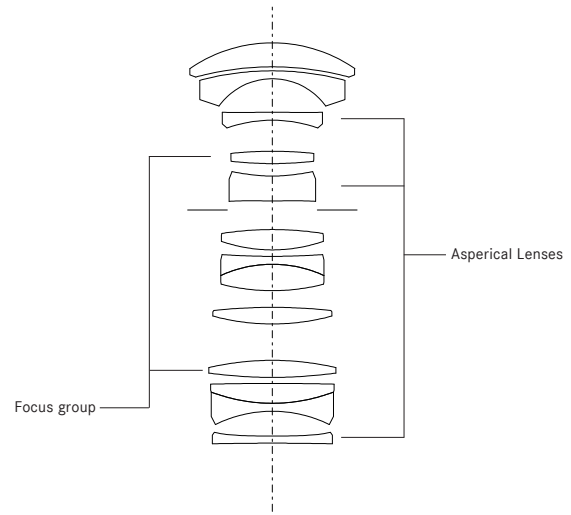
Technical Data.

ENGINEERING DRAWING



Illustrations 1:2

LENS SHAPE



Lens	APO-Summicron-SL 35 f/2 ASPH.
Order no.	11 184
Field angle (diagonal, horizontal, vertical)	63.4° / 54.4° / 37.9°
Optical design	
Number of lenses/groups	13/11
Number of asph. surfaces / lenses	5/3
Entrance pupil position before bayonet level	66.4mm at ∞
Distance setting	
Working range	∞ to 0.27 m
Smallest object field	120 x 180 mm
Largest reproduction ratio	1:5
Aperture	
Setting/function	Electronically controlled aperture, set using turn/push wheel on camera, including half and third values
Aperture setting range	2 - 22
Lowest value	22
Bayonet/sensor format	L-Mount, full-frame 35 mm format
Filter mount	E67
Dimensions and weight	
Length to bayonet mount	102 mm
Largest diameter	73 mm
Weight	750 g

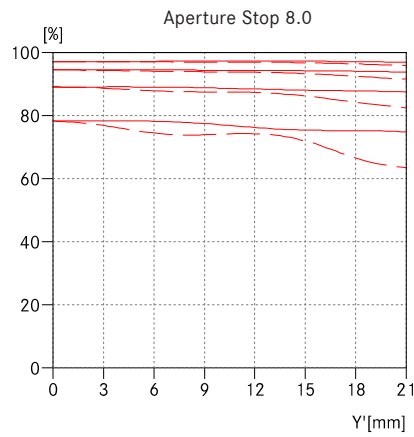
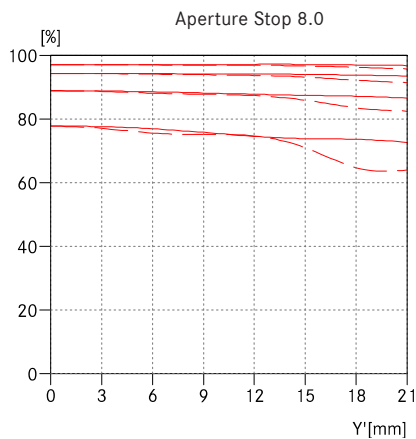
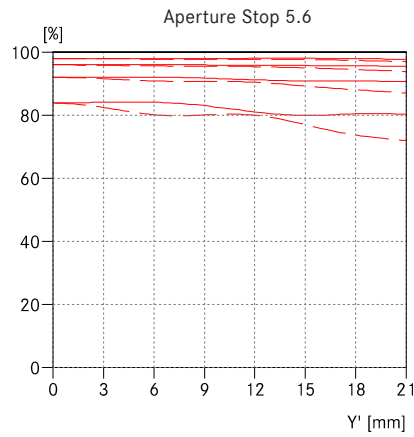
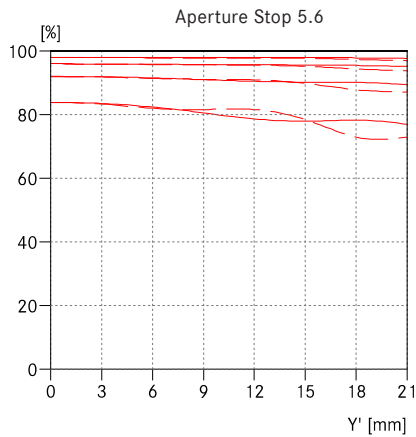
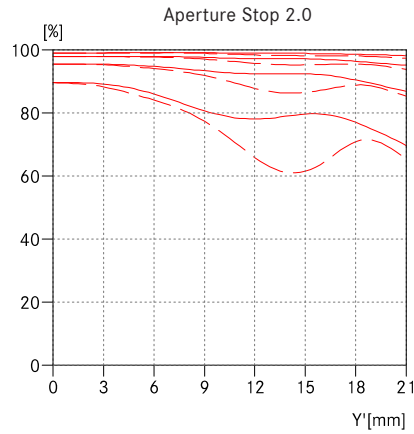
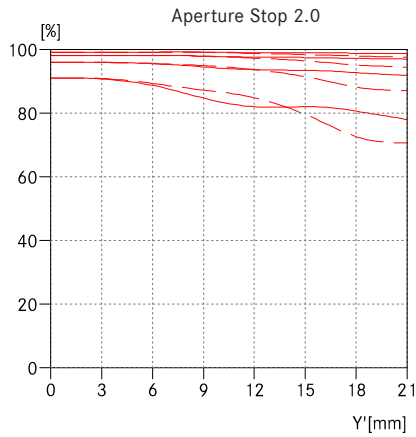


APO-SUMMICRON-SL 35 f/2 ASPH.

MTF DIAGRAMS

Infinity (∞)

Close distance (0.5 m)



— Sagittal structures
- - - Tangential structures

MTF GRAPHS

The MTF is shown in each case for the maximum aperture and the aperture values 5.6 and 8.0 for long focusing distances (infinity). The contrast is plotted for 5, 10, 20, 40 lines/mm for the height of the format for tangential (dashed line) and sagittal structures (continuous line) for white light. The plots for 5 and 10 lines/mm provide an impression of the contrast performance for coarser object structures and the 20 and 40 lines/mm plots document the resolving power for fine and finest object structures.