


# Greek-Style Salad Recipe

Greek-style salad is a yummy and healthy salad from Greece. To make it, you will need:



## Ingredients



cucumber



tomatoes



red onion



feta cheese



olives



olive oil

## Equipment



chopping board



salad bowl



salad spoons



a knife

(you must have an adult with you when you use this)

## Method

1. Wash your hands.
2. Cut up the cucumber, tomatoes and onions. Put them in the bowl.
3. Chop up the feta cheese and olives. Add them to the bowl.
4. Drizzle some olive oil on top and mix the salad with the spoons.
5. Now, enjoy your salad!



# Questions

1. Where does the salad come from? Tick one.
  - Spain
  - Greece
  - France
2. Which of these ingredients are in Greek-style salad? Tick one.
  - grapes
  - tomatoes
  - apples
3. What equipment do you need to make Greek-style salad? Tick **two**.
  - salad spoons
  - a fork
  - a knife
4. **First wash your** \_\_\_\_\_.  
Tick one words to finish the sentence.
  - hands
  - feet
  - face
5. What do you drizzle on top of the salad? Tick one.
  - lettuce
  - lemon
  - oil

# Answers

1. Where does the salad come from? Tick one.

- Spain
- Greece**
- France

2. Which of these ingredients are in Greek-style salad? Tick one.

- grapes
- tomatoes**
- apples

3. What equipment do you need to make Greek-style salad? Tick two.

- salad spoons**
- a fork
- a knife**

4. **First wash your** \_\_\_\_\_.

Tick one words to finish the sentence.

- hands**
- feet
- face

5. What do you drizzle on top of the salad? Tick one.


- lettuce
- lemon
- oil**

# Greek-Style Salad Recipe

Greek-style salad is a tasty and healthy salad from Greece. It is great to eat on a hot day. It has some strong ingredients, such as olives and feta cheese. Not everyone likes them!

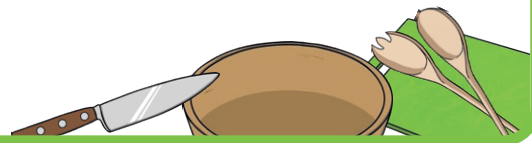
## Ingredients

- cucumber
- tomatoes
- red onion
- feta cheese
- olives (if you like)
- olive oil




## Equipment

- chopping board
- knife (make sure you are supervised by an adult when using this)
- large salad bowl
- salad spoons or tongs



## Method


1. First, wash your hands.
2. Next, slice the cucumber and put it in the bowl. Chop the tomatoes and add them to the bowl. Slice the red onion into thin slices and scatter them on top.
3. After that, chop the feta cheese into chunks and place them on top of the salad. Add the olives to the salad if you are using them.



4. Finally, drizzle with olive oil and give the salad a good mix with the salad spoons or tongs.
5. Now, serve and enjoy your salad!

### Did You Know...?

In Greece, this salad is called **horiatiki** salad.



# Questions

1. What is one of the **strong** ingredients in Greek-style salad? Tick one.

- lettuce  
 olives  
 cucumber

2. Number these steps in the order you find them in the recipe. The first one has been done for you.

- Chop the tomatoes  
 Add the feta cheese.  
 1 Wash your hands.  
 Put the cucumber in the bowl.

3. Draw lines to match the verb to the food it is used for.

slice	tomatoes and feta
chop	olive oil
drizzle	cucumber and red onion

4. Find and copy the name of this salad in Greece.

---

5. When is it great to eat a Greek-style salad?

---



---

# Answers

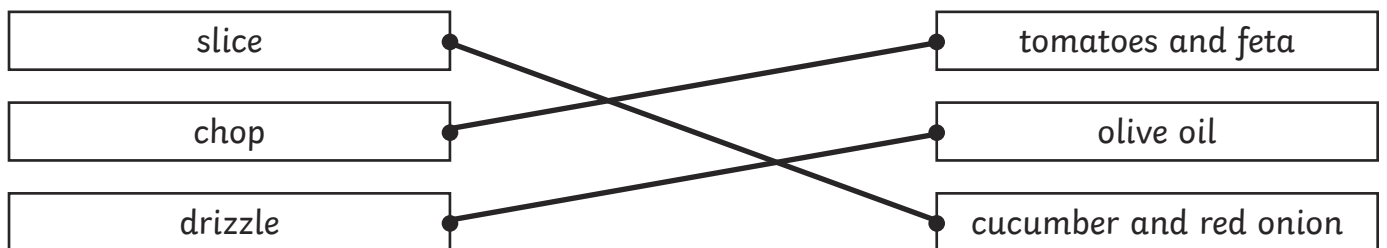
1. What is one of the **strong** ingredients in Greek-style salad? Tick one.

- lettuce  
 **olives**  
 cucumber

2. Number these steps in the order you find them in the recipe. The first one has been done for you.

- 2** Chop the tomatoes  
**4** Add the feta cheese.  
**1** Wash your hands.  
**3** Put the cucumber in the bowl.

3. Draw lines to match the verb to the food it is used for.



4. Find and copy the name of this salad in Greece.

**horiatiki**







5. When is it great to eat a Greek-style salad?

**It is great to eat Greek-style salad on a hot day.**

# Greek-Style Salad Recipe

Greek-style salad is a delicious and healthy salad from Greece. It is perfect for eating on a summer's day. It has some strong ingredients, such as olives, that not everybody enjoys. It is made with a salty cheese made from sheep's milk, called feta.

## Ingredients

- fresh cucumber 
- fresh tomatoes 
- red onion 
- feta cheese 
- olives (optional) 
- olive oil 


## Equipment

- chopping board
- sharp knife (make sure you are supervised by an adult when using this)
- large salad bowl
- salad spoons or tongs



## Steps

1. To begin, wash your hands thoroughly.
2. Next, slice the cucumber and add it to the bowl. You can quarter the slices if you like. Chop the tomatoes into quarters and add them to the bowl. Slice the red onion finely and scatter the thin slices on top.
3. After that, chop the feta cheese into chunks and place them on top of the salad.






4. Next, chop the olives in half if you are using them, removing the stones if they have any. Add the olives to the salad.
5. Finally, drizzle generously with the olive oil and mix well, using the salad spoons or tongs.
6. Now, serve and enjoy your salad! You may wish to serve it with a dip called **tzatziki**, made by mixing together cucumber, mint and yoghurt.

### Did You Know...?

In Greece, this salad is called **horiatiki** salad, meaning 'from the village' salad.



# Questions

1. What is feta cheese made from? Tick one.

- cow's milk
- sheep's milk
- goat's milk

2. Number these steps 1-4 in the order you find them in the recipe.

- Chop the tomatoes
- Chop the olives.
- Wash your hands.
- Slice the red onion.

3. Find and copy one verb that describes how to pour the olive oil on top.

---

4. What might you serve the salad with?

---

5. ***It has some strong ingredients, like olives, that not everybody enjoys.***

Why do you think that some people don't enjoy these ingredients?

---

---

6. Do you think that a Greek-style salad would be perfect for eating on a summer's day? Give a reason for your answer.

---

---

# Answers

1. What is feta cheese made from? Tick one.

- cow's milk  
 **sheep's milk**  
 goat's milk

2. Number these steps 1-4 in the order you find them in the recipe.

- 2** Chop the tomatoes  
**4** Chop the olives.  
**1** Wash your hands.  
**3** Slice the red onion.

3. Find and copy one verb that describes how to pour the olive oil on top.

**drizzle**

4. What might you serve the salad with?

**You might serve the salad with a dip called tzatziki.**

5. ***It has some strong ingredients, like olives, that not everybody enjoys.***

Why do you think that some people don't enjoy these ingredients?

**Pupils' own responses, such as: I think that some people don't enjoy these ingredients because they are too salty for them.**

6. Do you think that a Greek-style salad would be perfect for eating on a summer's day? Give a reason for your answer.

**Pupils' own responses, such as: I think a Greek-style salad would be perfect for eating on a summer's day because it would be hot on a summer's day and this salad would be cold and crisp and refreshing.**