

Hello Year 3s!

Thank you for all of your continued support. We have seen some fantastic work already from last week! Below you'll find a few more activities to keep you busy at home. As before, you might need a bit of help from someone at home to get started with each one, but you'll soon pick it up. Please let your teachers know what you have been getting up to by posting your work onto Class Dojo Portfolio.






Miss Anderson and Mrs Deas


Reading	<p>The website www.oxfordowl.co.uk has some lovely ebooks which are free. Rising Stars also have loads of free e-books and quizzes....your password and log-ins were sent to you on Dojo.</p> <p>https://my.risingstars-uk.com/?uid=b674d458-ebe7-482a-8e82-47c1ac1c8ff3&tids=682b1d43-fac8-44b5-9987-f73d8b37883e&cid=328059&ed=2020-04-28T14:24:44&ub=0&to=2868942&ke=3700FC642632FFDFE43E8C7BADC96DC9&sa=aOpsq2SNmHI3AgAXwLstQsBycJYeac&mp=1</p>
Writing	<p>Your child wrote a fantastic non-chronological report all about Celtic Roundhouses back in the autumn term, with a heading, subheadings and paragraphs. Can they write a non-chronological report on one of their favourite animals? For extra help, see the example about elephants. If you are stuck, there is a template with some helpful vocabulary all about dogs! You can complete your work however you like- on paper, on your device, or even on Purple Mash! For an extra challenge, can you include exciting vocabulary, fronted adverbials and a rhetorical question?</p>
Grammar	<p>Go to Purple Mash and login. Find 2Do: Mark Wants Chicken, then click and drag the speech marks and closing punctuation into the correct places to complete the sentences. When you're done, click the red exit arrow and click "hand in". Your child has already learned how to use speech marks to show direct speech this year, so they should be an expert! For extra help, try the Bitesize link below:</p> <p>https://www.bbc.co.uk/bitesize/clips/zvftsbk</p>
Maths	<p>A Times Tables battle starts today- Year 3 vs Year 4! You have until Monday 4th May at 5pm to get the most points for your team. Go to TT Rockstars and login. Take part in any TT game and earn points towards your class's score. We'll let you know who wins...Good luck!</p> <p>Multiplication and division challenges.....attached is a document that walks you through essential division and multiplication knowledge. Please do these activities over this week.....watch out for the daily Dojo challenges too!</p>
Science	<p>Last week we asked you to grow some vegetables..... from vegetables! See last week's home learning sheet (or the link below) if you would like to try this. If you began this last week, observe your plant carefully. Do you notice any changes since you planted the vegetable scraps? Write your observations down with the date- you can keep adding to this every week!</p> <p>https://www.gardentech.com/blog/gardening-and-healthy-living/growing-food-from-kitchen-scraps</p>
Geography	<p>Now we have been studying rivers, it's time to explore the water cycle! There is some really useful information using the BBC Bitesize link below:</p> <p>https://www.bbc.co.uk/bitesize/topics/zkgg87h/articles/z3wpp39</p> <p>Draw the 4 main stages of the water cycle (evaporation, condensation, precipitation and collection) and create an informative poster. Don't forget to send a picture to your teacher on Class Dojo!</p>
Physical Fitness	<p>Let's try some more Yoga....choose any from this link and have some fun.....</p> <p>https://www.youtube.com/user/CosmicKidsYoga</p>

History

The Ancient Egyptians used a hieroglyphics as their formal writing system. Their alphabet was made up of different picture symbols. Can you use the hieroglyphic answer sheet to find the names of one of the Ancient Egyptian Gods or Goddesses:

1.      

2.     

3.  

4.      

Can you write your own name in hieroglyphics? You could even try to write a sentence using Ancient Egyptian hieroglyphics! Remember to send us your work on Class Dojo so we can try to decipher your hieroglyphics!