

# E100 Installation Instructions for Bathroom Environments

*Applicable to E100 Bathroom Speaker Bundle (SE0160)*



E100 is designed to be fitted into a bathroom environment, which is clearly different to most other rooms in the home. The nature of this wet environment is recognised by the respective standards authorities, who test products in terms of their suitability to be installed in such areas.

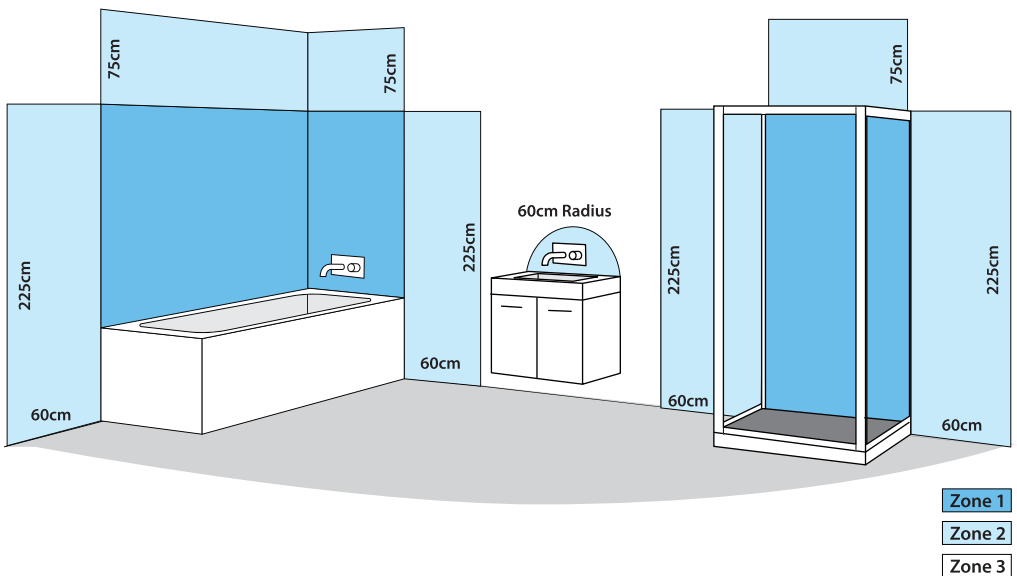
E100 complies with IP54, subject to the following conditions:

### 1. Wiring

This is defined as an Extra Low Voltage Installation, but the wiring needs to be installed in accordance with 'Part P' of the Design and Installation of Electrical Installations. If in doubt, you are advised to seek assistance from a qualified electrician.

### 2. Location

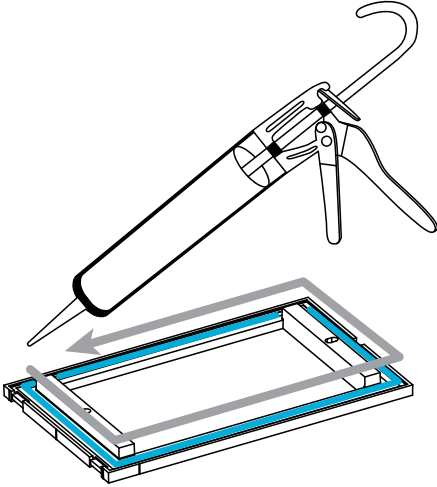
Please refer to the diagram below. The E100 should be installed **outside** of areas designated as zone 1 & 2.



### 3. Installation

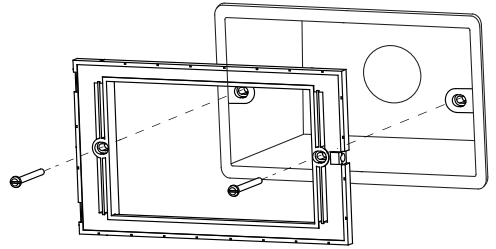
#### Step 1

Apply silicone sealant on the back of the frame.



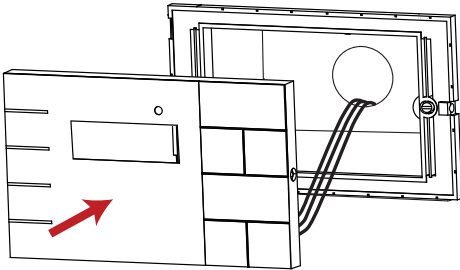
#### Step 2

Fit the frame onto the back box and secure using 2 screws.



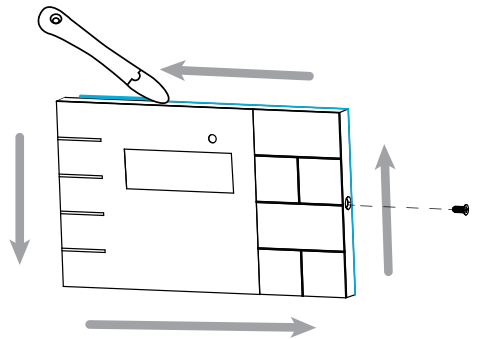
#### Step 3

Plug cables into keypad and fit into the frame.



#### Step 4

Secure the front using the screw provided and smooth out the edges using a sealant smoother.



All other instructions for the connection and fitting of E100 apply, except in this instance the left & right speaker wires are connected to a single stereo Q Install speaker (Qi-65 CW-ST). See also instructions supplied with this speaker.



**armourHOME**

Stortford Hall Industrial Park  
Dunmow Road  
Bishops Stortford  
Hertfordshire  
CM23 5GZ  
United Kingdom

[www.armourhome.co.uk](http://www.armourhome.co.uk)

©2015 Armour Home Electronics, All rights reserved.  
Our policy is one of continuous product improvement. We reserve  
the right to change the design and specifications without notice.  
All information is given in good faith. The manufacturer accepts  
no responsibility for errors, omissions or incorrect assumptions.