



Process and Quality Control

Manufacturing process and quality control are the section in which CV. Tri Buana Jaya puts on concerns to ensure all products manufactured in International quality standart. Starting from the selection of superior quality timber, door production process, final measurement, door finishing, final touch up and packaging.







TECHNICAL DATA TRI BUANA JAYA DOOR PANEL

- Type of Wood : Medium Light Hardwood
- Average Density : 340 Kg/m³
- Bending Strength : 591 Kg/cm²
- Crushing Strength : 184 Kg/cm²
- Origin of the Wood : Indonesia
- Tolerances : Thickness = +/- 0.5mm.
Width/Length = +/- 3mm
- Formaldehyde Release: 0.12ppm. in compliance with E1 Standards
- Moisture Content : 8%


Mechanical Properti Valuse

Modulus of Elasticity	1626 MPa
Modulus of Rupture	13.61 MPa
Screw-Holding Strength	121 Kg
Compression Strength (Perpendicular to Grain)	11.800 N
Compression Strength (Parallel to Grain)	28.900 N
Volume Expansion at 90% Relative Humidity	1.95%

Benefits :

- High fire Durability up to 60 Seconds
- High Stability
- Excelent Screw Holding
- Superior Strength to Weight Ratio
- Ultra Low Volume Expansive
- Cut to Size Possibilities






YUDHISTHIRA

Material Engineered Wood
Core Solid
Glazing N/A

Size	Code
70cmx210cm	YDS5517
80cmx210cm	YDS5518
90cmx210cm	YDS5519



ARJUNA

Material Engineered Wood
Core Solid
Glazing N/A


Size	Code
70cmx210cm	ARJ3617
80cmx210cm	ARJ3618
90cmx210cm	ARJ3619



BHIMA

Material Engineered Wood
Core Solid
Glazing N/A

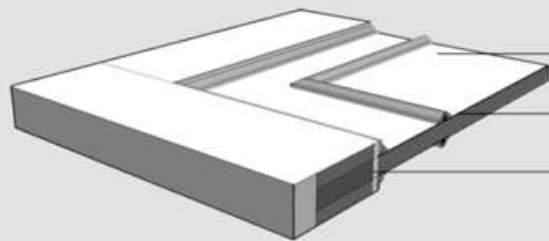
Size	Code
70cmx210cm	BMA2357
80cmx210cm	BMA2358
90cmx210cm	BMA2359



SAHADEVA

Material Engineered Wood
Core Solid
Glazing N/A

Size	Code
70cmx210cm	SDW6717
80cmx210cm	SDW6718
90cmx210cm	SDW6719



Wood Veneer

HDF

FJL Wood Core

BHARATA SERIES

Classic, Bold, Long Last door design. incorporate high quality features such as, thicker panels, solid timber bolection moulds, and crown and quarter cut veneers. not only are the designs classic, they are also high quality. this is further emphasised by the use of cool, on trend colours such as black and grey.





SURYA

Material Engineered Wood
Core Solid
Glazing N/A

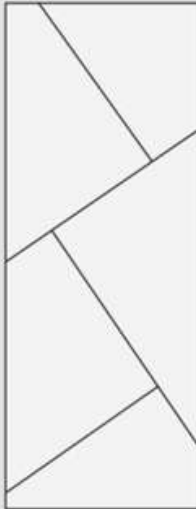
Size	Code
70cmx210cm	SRY6017
80cmx210cm	SRY6018
90cmx210cm	SRY6019



BRAHMA

Material Engineered Wood
Core Solid
Glazing N/A

Size	Code
70cmx210cm	BRM1017
80cmx210cm	BRM1018
90cmx210cm	BRM1019



CHANDRA

Material Engineered Wood
Core Solid
Glazing N/A

Size	Code
70cmx210cm	CNR3057
80cmx210cm	CNR3058
90cmx210cm	CNR3059



WISNU

Material Engineered Wood
Core Solid
Glazing N/A

Size	Code
70cmx210cm	WSN2417
80cmx210cm	WSN2418
90cmx210cm	WSN2419

DEWATA SERIES

Modern, clean designs make these doors the ideal choice for anyone looking for a fresh style in their home. All of these doors require final finishing with a top layer of paint, which can further enhance the contemporary style you are hopping for. Whether you choose a blush pink or a fresh white, you are bound to get your guest talking.



Wood Veneer

HDF

FJL Wood Core

