



KONICA MINOLTA

Konica Minolta microfilm scanners

MS6000 MKII / MS7000 MKII



the world's
number 1 in
micrography

New possibilities

for your analogue microfilms

COVERGOLD

The essentials of imaging



You can now digitise and scan your microfilms into your PC in seconds, view them on the screen and immediately print them onto paper: the digital era offers you new opportunities for making information on analogue microfilms and microfiches more powerful, versatile and accessible. The Konica Minolta MS6000 MKII and MS7000 MKII scanners offer an ideal digital solution and a wide range of productive applications: in schools and libraries, government and industry – unique possibilities of making your microfilm archive more versatile in use and easy to access electronically.

➔ Microfilm scanners with dual output

With one push of the button, the dual-output feature lets you switch between scanning and (laser)printing. Connected to a PC – for example through a USB 2.0 – you can scan your microfilms fast at resolutions up to 800 dpi. You can then process them immediately and distribute them via your website, e-mail, fax or desktop publishing. The wide range of carriers enables you to use any medium. And because the scanner and printer are modular, you can fully adapt the system to your work environment – it's even possible to have two scanners on a single printer.

Konica Minolta MS6000 MKII and MS7000 MKII:


all your analogue microfilms scanned and printed in seconds

➔ View, scan, print and distribute

Opting for a Konica Minolta microfilm scanner means choosing convenience of use and high productivity from the very start. You can view your microfilm images on the anti-reflective, high-resolution screen, increase the resolution, zoom in on the smallest details and use the many automatic-imaging features. When you have the desired result, you can print or scan it. It's up to you.

➔ Konica Minolta sets a new standard

Professionals favour Konica Minolta microfilm scanners in particular because of the high optical quality and reliable construction. With these latest scanners, the standard has been raised yet again. Are you looking for high-resolution scanning, fast quality printing, easy operation and sustained reliability? Konica Minolta has the best solution for you!



COVERGOLD


Covergold Limited, 39 Tenter Road, Moulton Park, Northampton, NN3 6AX
Phone: 01604 490300, Fax: 01604 490330, E-mail: info@covergold.co.uk



Konica Minolta: The world leader in micrography

In the field of micrography, Konica Minolta is number 1 in the world. To retain this lead, we continually invest in product development. This means you are always assured of getting a high-quality and state-of-the-art system.

With Konica Minolta you get the best the digital era has to offer!



300 x 300 mm screen

→ MS6000 MKII: compact in every way

Thanks to the compact design, the MS6000 MKII scanner takes up little desk space. The anti-reflective high-resolution screen makes the reading of microfilm images easier and less tiring.



304 x 440 mm screen

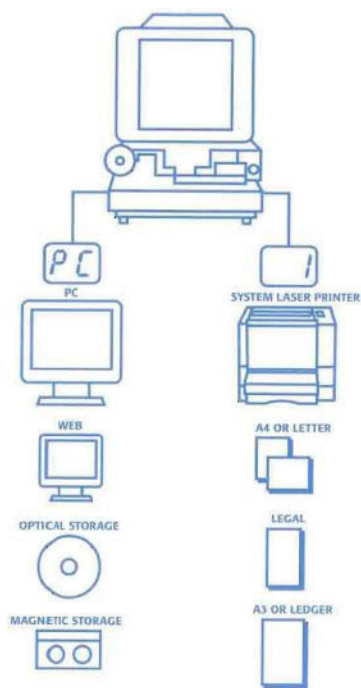
→ MS7000 MKII: working in widescreen

With the screen of the MS7000 MKII scanner, more micro information is visible at once. The anti-reflective high-resolution screen with adjustable contrast makes reading less tiring for your eyes. This is ideal if you work a lot with the microfilm scanner.

MS6000 MKII en MS7000 MKII: the last word in convenience

Dual output: do you want to scan or print?

It was never this easy before: you choose either to print or scan microfilm images with just one push of the button on the front panel.



Put your microfilms online!

Give your microfilm archive the speed and power of the digital highway! With Konica Minolta digital technology, you can do more with your microfilms: scan them straight into your PC (up to 800 dpi), digitally process them and place them directly on your website or send them by e-mail, fax or electronic distribution via the internet.



Always the right connection on your PC and printer

The Konica Minolta microfilm scanners have two output ports: a fast USB 2.0 connection for scanning to your PC and a high-speed video port for (laser)printing. If the scanner is connected to both, you can switch fast and easily between scanning and printing. If you want, your scanner can also have an SCSI port for connecting to your PC.



The ease of auto imaging

The MS6000 MKII and MS7000 MKII make scanning a lot easier. They come as standard with: smooth image rotation, prisma lens, automatic skew correction, automatic centering and automatic frame masking.




Image quality up to the highest resolution

With the optical resolution of 600 dpi and scanning density of 200, 300, 400, 600 and even 800 dpi, you will always have the image quality you desire.


Manual masking

Which part of your microfilm image do you want to scan or print? The LEDs of the optional manual frame masking kit help you to select the areas you want to mask or crop.



Grayscale support

If your business applications require high-quality photos or detailed graphics, the optional grayscale upgrade kit can produce 8-bit grayscale photos for your PC. This reproduces images with much more detail than standard monochrome, and, moreover, images with a low contrast value are retained as accurately as possible this way.



For all your types of microfilms

Whatever the shape or format of your microfilms, Konica Minolta has the carrier you need: a complete selection of precision carriers for fiches, jackets, aperture cards, 16 mm and 35 mm roll film and 16 mm cartridges.

How far do you want to zoom in?

Are you looking for a new perspective for your information? You can choose from four types of interchangeable lenses in any magnification factor you want. From a single-focus 7.5 lens, to zoom lenses with a range of 9-16x, 13-27x or 20/23-50x.

Search and retrieve

To help you work even faster and more productively, Konica Minolta's MARS Controllers support the search software on your computer: automatic searching, fast retrieval and immediate printing of all your images!

Automatic scanning of aperture cards

With the optional ACF-7 auto card reader, you can scan aperture cards fast and easily. The card reader has a capacity of 150 cards and has an adjustable scanning speed.

System laser printer

For optimal A4 and A3 prints, use the Konica Minolta microfilm scanners in combination with this system laser printer. With high-speed printing of 20 pages per minute – the first print takes only 13 seconds – you soon have sharp and clearly legible quality prints with 600 dpi. Equally impressive is the paper capacity of the printer: thanks to its extra paper drawer it can hold 650 sheets. With the two-in-one feature, you can share the same printer with two MS scanners.

Software

Especially for the Konica Minolta MS6000 MKII and MS7000 MKII scanners, KN has developed smart scanning software in a Dutch version. This software offers extensive possibilities. Standard features, such as batch scanning, the building of multipage files, indexing and retrieval of microfilm images. But also automatic scanning of blipped films and prints up to A0 format (on large format printers/plotters). And of course our software supports all the web browser, e-mail and PDF features, too. In other words, a fully comprehensive system!



KONICA MINOLTA

Technical specifications

MS6000 MKII Microfilm scanner

Type:
Desktop Universal Digital Microform Scanner

Film types:
microfiche, jackets, aperture cards, 16 mm & 35 mm roll film, 16 mm film cartridges

Screen size: 300 x 300 mm

Magnification:
7.5x, 9 – 16x, 13 – 27x, 23 – 50x

Focus: manual

Image rotation:
prisma rotation (automatic; prisma lens supplied) carrier rotation (fiche carrier)

Zoom: manual

Scanning method: CCD

Scanning speed:
6.5 seconds per page (400 dpi)
5.5 seconds per page, continuous printing (400 dpi)

Scanning density:
200, 300, 400, 600 dpi
800 dpi in PC mode

Optical resolution: 600 dpi

Electronic zoom:
50%-200%, for direct printing

Multiple prints:
1–19 prints (LED counter identification) (in combination with system laser printer)

Hardware interface:
video (direct printing)
USB 2.0 (PC) or SCSI-2 (PC; optional) (setting at front)

Lighting: automatic, manual

Scanning options:
automatic centering
automatic masking
automatic image rotation
automatic skew correction
date stamp annotation (in combination with printer)
footswitch support (optional)
scanning via front panel (push-button)
grayscale support (optional)
manual masking (trimming & masking; optional)

Halogen lamp: 20 V, 150 W

Current:
AC 220-240V, 50-60 Hz, or
AC 120V, 60 Hz

Energy consumption: 350 W

Dimensions (W x D x H):
503 x 821 x 716 mm

Weight: 42 kg

Optional:
grayscale kit (256 levels,
8-bit output for PC)
system laser printer
foot switch
lenses
fiche carrier 5
universal carrier UC-2
roll film carrier 9B
roll film carrier 15 A/M
auto card reader ACF-7
manual frame-masking kit
MARS controller 4
MARS minicontroller 2
PC interface kit (SCSI-2)
USB interface kit
energy star kit (for 120V)
counter kit

MS7000 MKII Microfilm scanner

Type:
Desktop Universal Digital Microform Scanner

Film types:
microfiche, jackets, aperture cards, 16 mm & 35 mm roll film, 16 mm film cartridges

Screen size: 303 x 440 mm

Magnification:
7.5x, 9 – 16x, 13 – 27x, 20 – 50x

Magnification:
manual
automatic (optional)

Image rotation:
prisma rotation (automatic; prisma lens supplied) carrier rotation (fiche carrier)

Zoom: manual

Scanning method: CCD

Scanning speed:
5 seconds per page (400 dpi)
4 seconds per page in continuous scan (400 dpi)

Scanning density:
200, 300, 400, 600 dpi
800 dpi (check scanning) in PC mode

Optical resolution: 600 dpi

Electronic zoom:
50%-200%, direct printing

Multiple prints:
1–99 prints (LED counter identification) (in combination with system laser printer)

Hardware interface:
video (direct printing)
220V: USB 2.0 or SCSI-2 (PC, optional)
120V: USB 2.0 (PC) or SCSI-2 (PC; optional) (setting at front)

Lighting: automatic, manual

Scanning options:
automatic centering
autofocus (optional)
automatic masking
automatic image rotation
automatic skew correction
date stamp annotation (in combination with printer)
foot switch support (optional)
scanning via front panel (push-button)
grayscale support (optional)
manual masking (trimming & masking; optional)

Halogen lamp: 20 V, 150 W

Current:
AC 220-240V, 50-60 Hz, or
AC 120V, 60 Hz

Energy consumption: 350 W

Dimensions (W x D x H):
560 x 760 x 853 mm

Weight: 65 kg

Optional:
grayscale kit (256 levels,
8-bit output for PC)
system laser printer
foot switch
lenses
fiche carrier 5
universal carrier UC-2
roll film carrier 9B
roll film carrier 15 A/M
auto card reader ACF-7
autofocus kit
manual frame masking kit
MARS controller 4
MARS minicontroller 2
PC interface kit (SCSI-2)
USB interface kit

System laser printer

Printing method: laser electrostatic

Developing system: micro-toning

Printing resolution: 400 dpi/600 dpi

Printing speed:
20 pages per minute
(A4 or Letter, crosswise, 400 dpi)

Speed of first print:
13 seconds (A4 or Letter, crosswise, 400 dpi)

Print format:
A4, Letter, Legal, A3 or Ledger

Paper feed:
150-sheet universal paper drawer
250-sheet universal cassette
third universal paper drawer for 250 sheets (optional)

Paper capacity:
max. 650 sheets

Warm-up time:
less than 70 seconds

Current:
AC 220-240V, 50-60 Hz, or
AC 120V, 60 Hz

Energy consumption:
750 W

Dimensions (W x D x H):
561 x 521 x 409 mm

Weight:
28 kg (including image cartridge)

COVERGOLD