









BP























BTP MANOMETRO



BTP DIGITALE



CODE	NAME OF PARTS	PHOTOS	BP	BTP MANOMETER	BTP DIGITAL	QUANTITY ORDER
1	COCLHEA+ REED + FLOWMETER WITH MAGNET+ COCHLEA COVER			X	X	
2	INTERNAL BASE			X	X	
3	CYLINDER + NON RETURN VALVE + SPRING + CHANNEL AT 90°			X	X	
4	FAN MOTOR			X	X	
5	FAN			X	X	
6	ANTI-SAND FILTER			X	X	
7	LOWER CONTAINER + CABLE + BLOCKING CABLE + FEET			X	X	
8	FAN-CHANNEL GASKET			X	X	
9	CARRY BAG			X	X	
10	DIGITAL CIRCUIT				X	

CODE	NAME OF PARTS	PHOTOS	BP	BTP MANOMETER	BTP DIGITAL	QUANTITY ORDER
11	POWER CIRCUIT				X	
12	SLIDE				X	
13	TOP CONTAINER + FILTER CONTAINER + ANTI-SAND FILTER + LABEL				X	
14	RUBBERS FOR CONTROL PANNEL				X	
15	TOP CONTAINER + FILTER CONTAINER + ANTI-SAND FILTER + LABEL			X		
16	ON/OFF CIRCUIT			X		
17	POWER CIRCUIT			X		
18	MANOMETER			X		
19	RUBBERS FOR CONTROL PANNEL			X		
20	MOTOR+ PISTON GEARWHEEL		X	X	X	

CODE	NAME OF PARTS	PHOTOS	BP	BTP MANOMETER	BTP DIGITAL	QUANTITY ORDER
21	PISTON + BANDS + MEMBRANE + WASHER + CONNECTING-ROD + PAD+ PIN + GEARWHEEL		X	X	X	
22	FEEDING CABLE WITH CROCO CLIPS		X	X	X	
23	HOSE WITH ALL ADAPTORS + ART.712		X	X	X	
24	RUBBERS FOR CONTROL PANNEL		X			
25	INTERNAL BASE		X			
26	CYLINDER + NON RETURN VALVE + SPRING + STRAIGHT CHANNEL		X			
27	TOP CONTAINER + LABEL		X			
28	LOWER CONTAINER + CABLE + BLOCKING CABLE + FEET		X			
29	ON/OFF & POWER CIRCUIT		X			
30	PRESSURE SWITCH + LABEL		X			
31	CARRY BAG		X			