



# **Model RAILWAY EXHIBITION 2023**

**Saturday 28th October  
Sunday 29th October**

**Woodford (War Memorial) Community Centre**

**Main Sponsor  
Harry Needle Railway Company**

# Harry Needle Railway Company



**once again  
main sponsor of the show**

## Traditional Values, Modern Methods

To call ours a quality service from qualified solicitors who know what they're talking about - is only what you would expect.

But we go further than that. We believe everyone has a right to the best legal advice - not just those with deep pockets who can afford to pay the earth.

That's why we've been around for 285 years.

For advice about wills and probate, trusts, lasting powers of attorney and court of protection work conveyancing, services for the elderly, litigation and housing...

Telephone : 0161 456 8125.



1733 - 2018  
**285**  
YEARS

**KEOGHS  
NICHOLLS LINDSELL & HARRIS LLP**  
SOLICITORS

1733 - 2018  
**285**  
YEARS

8-10 Commercial Road, Hazel Grove, Stockport, Cheshire SK7 4AA  
Telephone : 0161 456 8125 Website : [www.keoghssolicitors.co.uk](http://www.keoghssolicitors.co.uk)



## Introduction

### **Committee**

Chair; Paul Humphreys,  
Secretary; Andy Howe  
Treasurer; Richard Bevan

October 2023

### **Welcome to the Hazel Grove & District Model Railway Exhibition.**

This is our first Exhibition since the pandemic and the first at Woodford (War Memorial) Community Centre. It is also the first show with our new committee in place and this follows two successful Open Days held at our base at Hazel Grove Methodist Church.

Thank you for coming to the Exhibition. We have tried, in the smaller space available to us, to provide an interesting selection of 15 visiting and club layouts, including another first – the new section of the Society's O gauge layout Ash Valley. We have 6 traders and 2 demonstrators who we hope will meet your modelling needs. Also please make sure you visit the Society's sales stand.

We have two halls so please wear the wristbands you are provided with at the main entrance desk. We may ask to see the wristbands when you enter the smaller hall. We will also be selling a limited range of refreshments from the kitchen.

My thanks go to all the members of the Society who have worked so hard to bring this Exhibition together – until you have to do so yourself you do not realise what hard work it is. My thanks also go to our advertisers in this programme and especially to Harry Needle of HNRC for being the main sponsor for the Exhibition once again.

We are always looking out for new members. Hopefully you will be inspired by what you have seen, and if you are come on a Friday evening to Hazel Grove Methodist Church Wesley Street Hazel Grove and see how we build and improve the Club layouts as well as learning new modelling skills. Ask any Club member for details or fill in an Application form.

Paul Humphreys

Chairman

## **ASH VALLEY RAILWAY**

*Paul Humphreys ( Hazel Grove & DMRS )*



Gauge: O  
Scale: 7mm to 1ft.  
Size: 26ft x 26ft


**Ash Valley Railway** is the Society's O gauge layout and has existed in various formats for the best part of 4 decades. This is the “world premiere” for the new section we have been working on since the last time the layout was on show back in 2018.

The layout is a small village terminus set in the midlands, in the early 1930's. It was constructed towards the end of the 19th century just before the passing of the Light Railways Act of 1896. The line was used to move agricultural produce to large conurbations around the country.

Over time Ash Valley attracted some light industry and passenger traffic rapidly followed bringing visitors and residents to this rural area, resulting in the Midland Railway negotiating running rights over the branch line. The railway remained independent and escaped 'The Grouping' of 1923 with the LMS continuing to have the running rights to use the branch. The AVR obtained its locomotives from many of the pre-grouping companies. The country is just beginning to come out of the recession and Ash Valley is starting to show the green shoots of recovery.

In this new section we have created several new dioramas, repurposing and upgrading the old timber yard, and upgrading “Flash Spark & Burn”. We have also created a new dairy in an Art Deco style, and created a canal scene, a feature which existed on a much earlier version of the layout.

Now complete we hope that this section of the layout will be available for other exhibitions, whilst we continue with the planning work for the curve section leading to the station end of the layout. The current plan for the curve section will be on show so you can see what we are looking to build. The ultimate aim is to be able to offer 3 layout options, all of which will have lots to see, and plenty of train movements as well.



## **CHUMLEY END**

( Martin Roberts )



Gauge: OO  
Finecale.  
Size: 18ft x 3ft

**The Cheshire Lines Railway** was not famous for 'rural idyll' but having been a great fan of the late Iain Rice this was how Chumley End was conceived. His very imaginative layout designs were accompanied by his superb hand drawn illustrations giving the reader a sense of the scene he was trying to portray and the track plan used is based on his 'Witheridge' sketches from his book 'An Approach to Model Railway Layout Design' published by Wild Swan 1990.

The 'rural idyll' was triggered by a little known fact that the Chester & West Cheshire Junction Railway was incorporated by an Act of 1865 to construct a line from Mouldsworth to Mickle Trafford and on to Chester by 1874 it was in 1906 that the Cheshire Lines Committee applied for a Light Railway order to construct a branch line from Mouldsworth to Tarpoley with a possible final link to Whitchurch.

I think such a line would have been constructed on a geographical path across the Cheshire countryside. I have for reasons of interest named the station 'Chumley End' which on a local note is a shortened lazy way of pronunciation of Cholmondeley which is right in the middle of the rich milk.

## **COPPER WORT**

( Pete Goss )



Gauge: OO  
Finecale.  
Size: 18ft x 3ft

### **1902 Edwardian Burton on Trent – Brewery and High Street**

Our period modelled of the early 1900's represents the high point of the brewing industry in Burton on Trent. An extremely busy town with the bigger breweries establishing their potential with the Midland Railway network with the smaller breweries muscling in between them.

The layout includes a track plan based on the much larger Worthington's arrangement to accommodate the numerous Midland Railway and Great Northern open wagons and outside framed MR vans. The buildings are based on the breweries of Bass, Ind Coope, Trumans and others, all based in and around Burton on Trent.

## **FIGGTON**

( Norman Hambridge )



Gauge: N  
Scale 2mm to 1ft  
Size: 18ft x 3ft

**This small branch terminus** layout was started, but never finished, by former club member Brian Figg. Sadly, Brian passed away, and the layout wound up in the hands of the Hazel Grove club. A number of club N Gauge modellers decided that it would be a worthy task to refurbish and complete the layout, with the aim of exhibiting it in Brian's honour.

So here we have a small country terminus, with all the expected facilities of goods yard, engine shed and a dairy, set somewhere in Southern/Western territory during the late 50s/early 60s. The trains come from Farish and Dapol with a few kit built items sourced from the usual suppliers including the N Gauge Society. Hands free shunting is available care of the DG coupling system. Track is Peco code 55 and control is conventional DC. Buildings are a mixture, but there are quite a few Metcalfe card kits on display.

Refurbishing and completing Figgton has proven a good training ground for some newer members to acquire skills they never thought they had, and older ones to keep their hand in.

But now we want to take Figgton forward by adding a new section of baseboard and investigating taking the layout to DCC operation. We've got a new baseboard and we have acquired a Gaugemaster Prodigy DCC set, so we're already to go!

If you'd like to help us take Figgton on to the next level, please come down to the club and join in with us on this project.

## **GLENTIES**

( Alistair Knox )



Gauge: 00n3  
Scale 2mm to 1ft  
Size: 8ft x 2ft

**Glenties** was the final station on the Finn Valley branch of the 3ft gauge Irish narrow gauge line 24 miles west of Stranorlar. It served sparsely populated country from 1895 to 1952. The model is built on Peco 12mm track with scratchbuilt buildings. Traffic is mostly by railcars, with loco hauled excursions and freight. Stock was kit-built by Ian Hallworth in the 1990s for his layout Ballyfoyle.

## **Grimbledon Down Light Rly**

( Tony Ennis )



Gauge: 009  
Scale 4mm to 1ft  
Size: 6ft x 4ft

**The Grimbledon Down Light Railway** is one of Colonel Stephens lesser known lines. It was originally built to serve the Top Secret War Ministry research establishment of Grimbledon Down. After WWI it fell into limited use and was sold off to Col Holman F Stephens who ran the line on a shoestring budget with an eclectic collection of steam and Diesel engines and stock acquired from anywhere that it could be obtained cheaply.

The line was still operating in the 1950s / 60s with steam engines largely replaced by Diesels which are replaced by steam when they break down.

## **HAZEL ROAD**

( Phil Maloney )



Gauge: 00  
Scale 4mm to 1ft  
Size: 8ft x 2ft

**A small fictitious station** and diesel maintenance depot somewhere in the Stockport/Hazel grove area, various locos can be seen visiting the depot these include class 37s, 60s, 66s or in fact any type we have available may make an appearance.

Passenger traffic can be seen using DMUs or even short loco hauled trains and at times some short goods trains may be seen, we may also run some steam trains. The layout at the moment is a work in progress and every week there may be something different added so it's a case of watch this space.

Hazel Road was named by one of our younger members and before it was named, the project was referred to as (The Junior Layout). The same younger member also devised most of the track plan, Aged 12 at the time, So the age range involved in building and testing of Hazel Road is from 12 to 80 years old so there is something for all ages to get into.

## **HOPELESS**

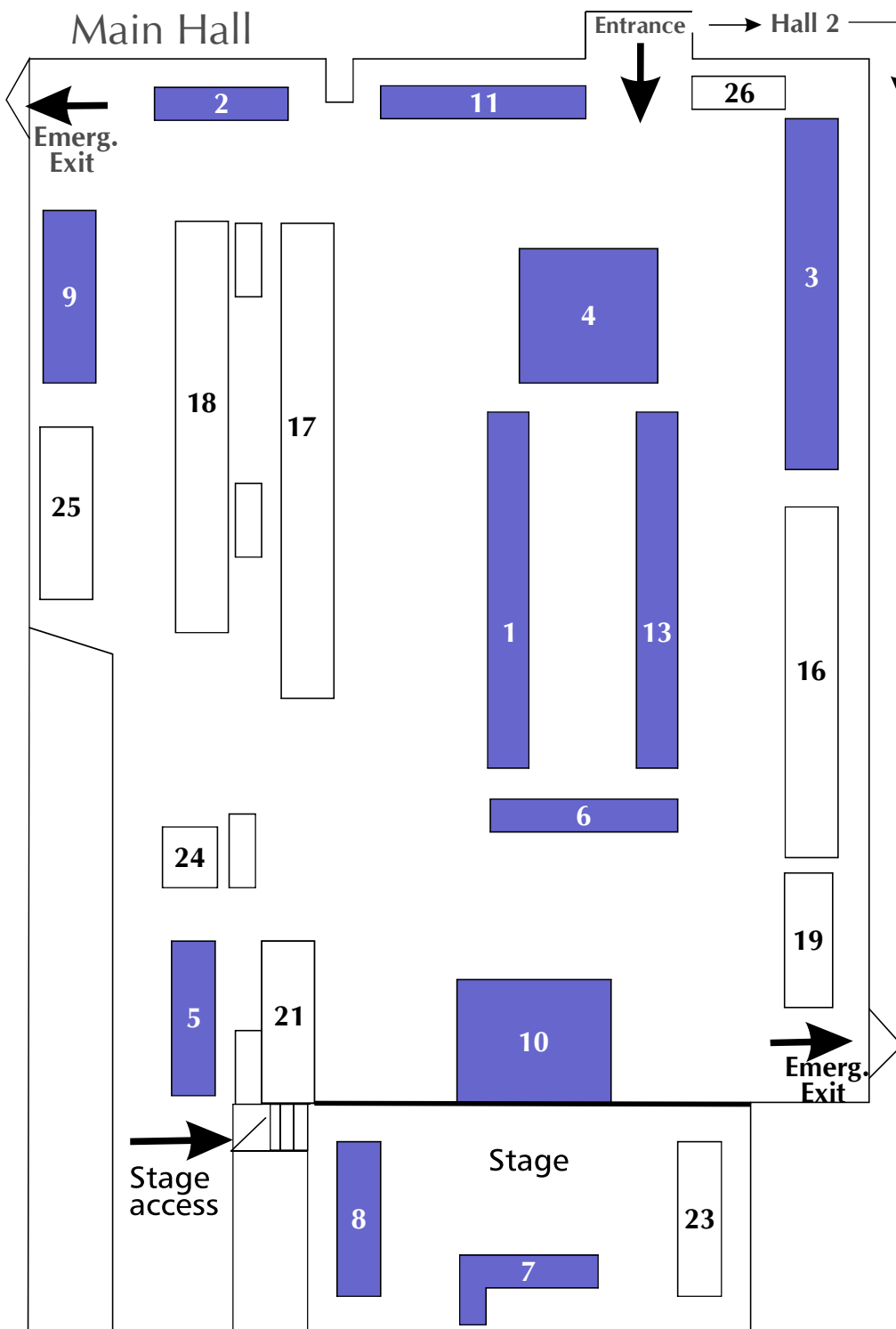
( Pete Latham )



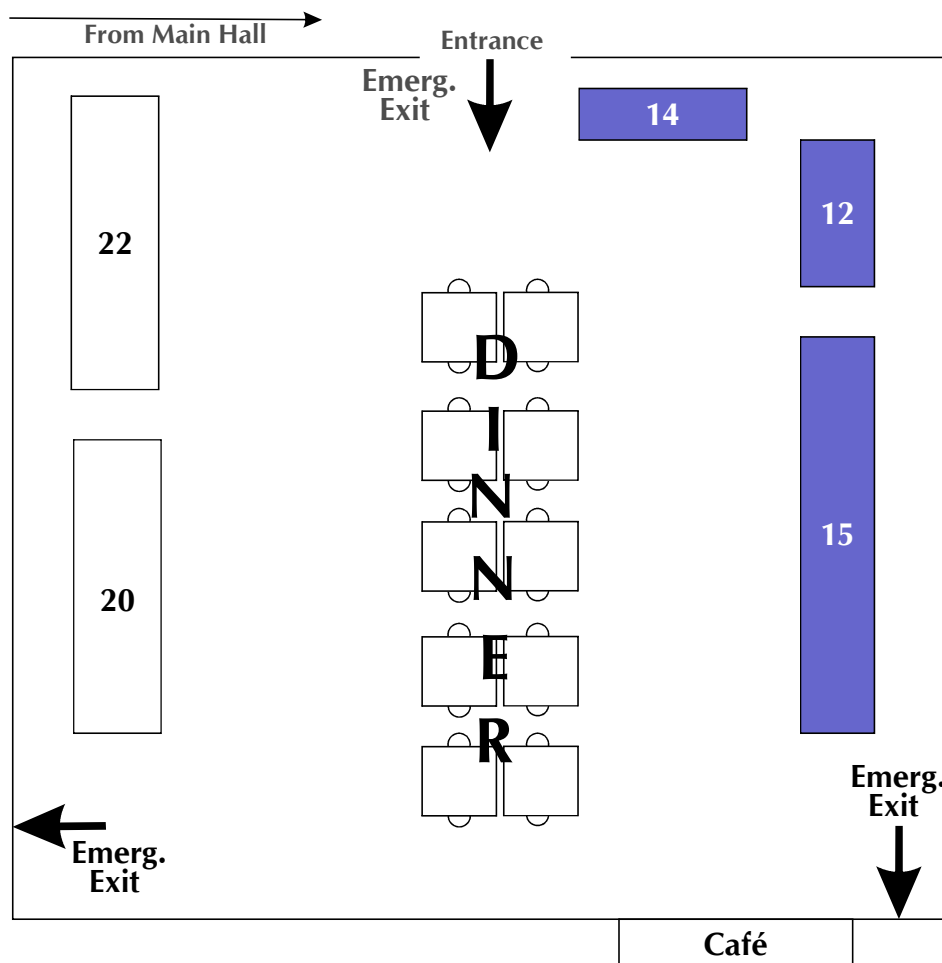
Gauge: 00n3  
Scale 2mm to 1ft  
Size: 8ft x 2ft

**Hopeless** is an N gauge layout with a main line railway in front of a cement works set in the late 1990s. All the track is PECO Code 55 and points are operated by SEEP point motors from a stud and probe control panel.

Stock is a mixture of proprietary and kit built with locos from Graham Farish and Dapol.







**Layouts**

- 1. Ash Valley
- 2. Mortomley
- 3. Chumley End
- 4. Copper Wort
- 5. Figton
- 6. Glenties
- 7. Grimbledown LR
- 8. Hazel Road
- 9. Hopeless
- 10. Lego Layout
- 11. Millhouses
- 12. Noware in Particular
- 13. Outwell Village
- 14. Tan y Owain

**15. Vale View**

**Trade**

- 16. The Locoshed
- 17. SMTF
- 18. GM Transport Books
- 19. Made in Manchester Models
- 20. North Western Models
- 21. Leigh Models & Hobbies
- 22. Club Sales Stand
- 23. Demo. A Clayton
- 24. Bala Lake Railway
- 25. Narrow Gauge Society
- 26. Publicity

## LEGO LAYOUT

(ChrisHumphreys)



Gauge: L  
Scale L  
Size: 10ft x 6ft

**Stepzon Hertz** is an L Gauge layout ( Lego for those not in the know ) made especially for this year's exhibition and designed to fit in a 8' x 4' space.

Lego has been around since the late 1950's and the first Lego railway track and models came in the 1960's. While the Humphreys family have had Lego almost from the beginning, the original blue railway track and models have not survived. In any event Lego has changed significantly with major upgrades. The display includes a combination of some of the more recent track, locos and rolling stock, along with the pride of Lego City, the Monorail. The trains run on rechargeable batteries, as do the other moving features.

The many buildings come from the Lego City and Creator ranges and form part of a far larger collection owned by Chris Humphreys. Chris can answer any technical questions. William will be on hand to help (he says ) as will Dad/Grandad John when not identifying every car on every other layout.

## MILLHOUSES

( Mike Oates )



Gauge: N  
Scale 2mm to 1ft  
Size: 9ft 6" x 3ft

**Millhouses** is located somewhere in North/Central Midlands where the LMR and ER main lines converge. The period spans from the early 60s to mid 70s (Pre TOPS) allowing steam and diesel to be operated. The layout consists of two separate, split-level lines which allows for up to four trains to run at the same time. The upper level (ER) also has a set of sidings serving local industry for added interest."

## MORTOMLEY

( Steve Saxby )



Gauge: OO  
Scale 4mm to 1ft  
Size: 7ft x 12"

**Mortomley** started out with three purposes; somewhere to run a new Heljan Railbus (our other layouts are BR Blue and American), to get back into building track using better components than just copper-clad strip, and to be a test bed for DCC automation for a future project. What you see has developed from the original test-track idea into being a completed layout. The idea developed is that Mortomley is a backwater branch somewhere in East Anglia, as this is where the W&M railbuses spent much of their short careers. The platform is a simple affair of old sleepers and earth, with an old van body serving as a waiting room. Goods facilities are provided by a single siding, served by the occasional pick-up freight.

## **MORTOMLEY ( con't )**

The track is C&L wooden sleepers and has proved very satisfying to build, and the pointwork is operated by a Tortoise slow action motor. Buildings are principally weathered and renamed Hornby 'Skaledale' items which fit the rural location quite nicely and the pumping station neatly hides the fiddle yard entrance. A number of Preiser figures are dotted around to provide activity outside the 'railway fence'.

The main train service is in the hands of the aforementioned railbus that is fitted with a Loksound decoder loaded with a sound sample from Howes, and is supplemented by other DMUs on the through service. Block detectors connected to the DCC system sense the whereabouts of the units and a program on the laptop under the layout sends appropriate speed and sound commands to the main DCC controller which, in turn, controls the trains. A manual override switch on the rear of the layout stops operation of the unit to allow running of freight trains.


## **NOWHERE IN PARTICULAR**

( Lindsay Burrows)



Gauge: N  
Scale 2mm to 1ft  
Size: 5ft x 2ft 6"

Children of all ages can drive the trains. Noware in Particular is a classic rabbit warren layout set somewhere in mountains. The location is deliberately vague to allow a variety of trains to be run. Can you guess which tunnel the train will come out of next?



"Noware in Particular"  
by Lindsay Burrows

## **OUTWELL VILLAGE**

( Alan Price )



Gauge: 00  
Finescale  
Size: 16ft x 2ft

**The Wisbech and Upwell Tramway** opened to traffic on the 20th August 1883 only as far as Outwell, and then on to Upwell on the 8th September 1884. Between the years of 1945 to 1950 saw the most activity when it was not uncommon to see double headed trams with 60 fruit vans in tow. Steam trams were the mainstay of the motive powers in the early years, with diesels taking over until 23rd May 1966 when the line closed to traffic.

Outwell Village is the largest intermediate depot on the tramway. Our model spans a time frame of just after the second world war up to the lines closure as little changed of the location in that time. We have stock to cover both the L.N.E.R and British Railways periods. All buildings have been scratch built and could be seen at the location as with the stock ran on the tramway.

## **TAN Y OWAIN**

( Nigel Tansley )



Gauge: OO9  
Finescale  
Size: 6ft x 2ft

"**Tan y Owain**" is loosely based on the Ffestiniog Railway "Tan Y Blwch" Station, but as I wanted to build the layout as it was in the early years of preservation, and as every photograph seemed to show a different trackplan I decided to go "freelance"!

This is my eighth narrow gauge model built for exhibition, and my aim was to show the mixture of pre and post preservation stock which was used in the restoration era of the Ffestiniog. You might see some anachronistic stock or loco's, but it not meant to be historically accurate.

The layout is a "roundy roundy", with a passing loop in the station, and I wanted to show how the scenery dominates the real railway. It is analogue powered using gaugemaster controllers, and loco stock is a mixture of Peco, Bachmann, Fleishmann, Farish, Roco, Bemo and Kato mechanisms. Many of the loco bodies are scratchbuilt. Much of the rolling stock is also scratchbuilt.

I like unusual prototypes, and some of the smaller loco's are not motorised but some rolling stock is: there can't be many model railways where the locomotive stays in the passing loop while the rolling stock runs around it!

Please feel free to ask questions. I will do my best to answer as many as possible.

## **VALE VIEW**

( Ian Hallworth )



Gauge: O  
7mm to 1ft  
Size: 11ft x 2ft

**Vale View** represents a fictitious preservation end of line. It is not based on any particular location allowing anything to be run. Trackwork is Peco and the layout is fully DCC operated using Digikeijs components. The layout and buildings are fully lit and day follows night automatically — just like the real thing! Buildings are all scratchbuilt. Any questions, please feel free to ask.

## **Demo - Andy Clayton**

I have been modelling for some 44+ years, starting seriously when I was just 10 years old ( Yes I'm really that old ) but have turned my hobby into a business in the last 18 months, following retirement from my Career as a Police Officer. The displays of Stock that are on the stand are for my own project – 'Glasgow Queen St (EM)' and are all examples of my respraying and detailing techniques. I am constantly, however, taking commissions in all scales, so please don't hesitate to ask away or chat.

## **N Gauge Society**

**The NGS Mini-Stand** is, and information stand about the N Gauge Society. The stand promoted the society and the benefits available to members. The stand also has the ability to enrol members online. If you need any more information please ask the person on the stand who can introduce you to N Gauge and the society. The Mini-Stand also has a DC and DCC Test Track so if you have bought something at the show or want to test something before you buy we can test it for you.

## **TAN Y OWAIN**



## **Bala Lake Railway Society**

Is celebrating its 50th Anniversary this year. Come and hear all the latest news from the Railway and its planned extension into Bala Town. We will be selling a range of Narrow-gauge-related merchandise and collecting funds for our forthcoming appeal to have the Snowdonia National Park planning committee's decision reversed, so that our line can run into a brand new station in the centre of Bala Town

## Trader Contact Details

### North Western Books

New and second hand books and DVDs mainly railway, also some bus, tram and trolley titles. **01614942738 - info@northwesternmodels.co.uk**

### Made in Manchester

Manufacturers of industrial scale models mainly fuel storage tanks and fuelling facilities in both O and 00 gauge. **07867 888786**  
**build@madeinmanchestermodels.com**

### Leigh Models and Hobbies

Leigh Models and Hobbies specialise in Light up 00 gauge vehicles, we offer a bespoke lighting service. We sell the lighting kits on their own or already fitted to vehicles.

We also sell second hand rolling stock, scatters, glues, paints and general modelling materials. We cater also for the scale plastic modeller.

**Contact - see advert on back cover**

### Locoshed

Selection of New and pre-owned model Railway equipment in scales N/009/ TT/HO / OO and O plus spare parts and accessories such as buildings, Metcalfe etc. **0161 772 0103 - thelocoshed4@aol.com**

### North Western Models

Dateline Kits and accessories in O; OO; 009 & N gauges.

A selection of tools. etc. **0161 494 2738 -**

### Hazel Grove MRS

Our world famous second hand stall, catering for virtually every scale of R 2 R, and accessories inc. buildings, scenics and sometimes materials and equipment.

## HELPING OWNER MANAGED BUSINESSES GROW & THRIVE SAVING YOUR BUSINESS TAX & TIME

- ✔ LIMITED COMPANIES
- ✔ SOLE TRADERS & PARTNERSHIPS
- ✔ INDIVIDUALS
- ✔ TAX PLANNING
- ✔ CASHFLOW FORECASTING

90+ ★★★★★ REVIEWS CAN'T BE WRONG!

**P** Philip Clay  
1 review  
★★★★★ 2 months ago

I have used IN Accountancy for business and personal accountancy services for a number of years and always been very satisfied with their services and responsiveness. Recently Andy and the team at IN Accountancy advised on a management buyout of my company. They took time to really understand what we were trying to achieve and to identify where additional expert advice was needed. Very happy that they helped get the deal completed on time. Highly recommended.



CONTACT SARAH  
EMAIL: [SARAH@IN-ACCOUNTANCY.CO.UK](mailto:SARAH@IN-ACCOUNTANCY.CO.UK)  
PHONE: 0161 456 9666



## SMTF MODEL SHOP

01625 850 427

Brookside Garden Centre, Macclesfield Road, Poynton  
Cheshire SK12 1BY

10% off everything in store with this advert


Open Wednesday - Sunday 11.00am to 4.00pm

## The Model Shop Poynton

We specialize in all aspects of the Hobby Trade

From Cars and Trains to Kits and Planes. Also Tools, Glues and all things you'll use

*Including repairs*





# LEIGH

## MODELS AND HOBBIES

Here at Leigh Models and Hobbies, we buy and sell both new and pre-owned items and offer services such as:

- Custom made decals
- LED light sets (flashing and static)
- Loco repairs and Model Railway Stock
- Die-cast models (Oxford)
- Radio Control repairs
- Plastic model kits (Airfix, Italeri, Revell)

For more details contact Christopher Bate by phone or email, find us on Facebook.

☎ 07465 241064

✉ leighmodelsandhobbies@yahoo.co.uk

fb [www.facebook.com/leighmodelsandhobbies](http://www.facebook.com/leighmodelsandhobbies)

Looking forward to meeting you