



GLOBE SUN PLUS

FIVE STAR SUPPORT FOR PHOTOVOLTAIC MODULES


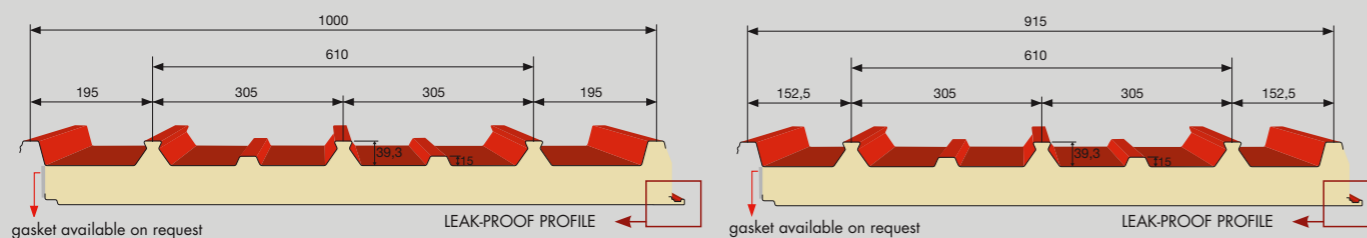
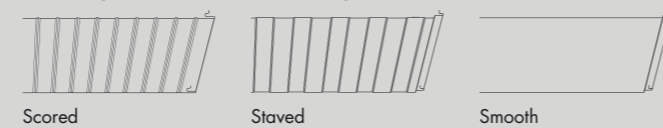
The system that revolutionised the installation of photovoltaic modules. Here is the complete GLOBE SUN PLUS solution:

- Its main advantage: essential design
- No costly supporting structure
- No additional gasket
- No need for useless and costly aluminum profiles
- Quick installation of the photovoltaic modules: components are fastened by snapping them into the brackets

A pre-insulated roof that can be fitted without drilling any holes. The lightweight of the GLOBE SUN PLUS system compared to a traditional roof covering offers greater performance in all of its applications. GLOBE SUN PLUS offers a complete, low cost solution thanks to savings in terms of material, and installation time. The GLOBE SUN PLUS system also provides all the accessories needed for installation of the photovoltaic modules. A GLOBE SUN PLUS roof today, a photovoltaic system tomorrow.

Looking towards the future, we have thought of everything: you can cover a roof or facade using GLOBE SUN PLUS panels today and decide to install a photovoltaic system in the future. Ideal for use on a facade or roof and thanks to the use of an inclined structure, the modules can also be mounted on roof pitches that do not face south and thus typically not used. Quick installation thanks to the use of accessories such as support profiles, clamps and junction triangles, which can all be clipped onto the roof covering without the need to drill holes into it; this makes the GLOBE SUN PLUS system the best solution for roof coverings with photovoltaic modules.

Micro-veining of the LOWER side of the panel (to be specified when ordering)



Static properties (kg/sq.m.)



EXTERNAL facing:
Steel 0.5 mm
INTERNAL facing:
Steel 0.4 mm

Effective span width:
120 mm

PANEL THICKNESS (mm)	1.5	2	2.5	3	3.5	4	4.5	5	5.5	6	WEIGHT (Kg/sq.m.)
30	330	245	175	105	65						8.84
40	420	315	225	145	90	60					9.22
50	510	380	280	190	125	85	60				9.60
60	605	450	335	240	160	110	80	55			9.98
80	785	585	450	340	240	170	125	90	70	50	10.74
100	965	720	570	435	335	240	180	135	100	80	11.50
120	1000	855	680	535	420	320	240	180	140	110	12.26

Static sizing calculation performed in accordance with Annex E of the UNI EN 14509 standard. Normal deflection limit: 1/200 l

EXTERNAL facing:
Aluminium 0.8 mm
INTERNAL facing:
Steel 0.4 mm

Effective span width:
120 mm

PANEL THICKNESS (mm)	1.5	2	2.5	3	3.5	4	4.5	5	5.5	6	WEIGHT (Kg/sq.m.)
30	330	245	155	100	65						6.85
40	420	315	210	135	95	65					7.23
50	515	385	275	180	125	85	65				7.61
60	605	450	340	225	155	110	80	60			7.99
80	785	585	465	325	230	165	125	95	70	55	8.75
100	970	725	575	435	310	225	170	130	100	80	9.51
120	1000	860	685	555	400	295	220	170	135	105	10.27

Static sizing calculation performed in accordance with Annex E of the UNI EN 14509 standard. Normal deflection limit: 1/200 l

U Transmittance	30	40	50	60	80	100	120
W/sq.m. K	0.71	0.55	0.44	0.37	0.28	0.22	0.19
Kcal/sq.m. h °C	0.61	0.47	0.38	0.32	0.24	0.19	0.16

OTHER METAL SUPPORTS AND DIFFERENT THICKNESSES ARE AVAILABLE UPON REQUEST.

