




POLYISOCYANURATE

pueden ser realizados a pedido Available upon request (non / not standard)


Globe Wall

insulating panel for walls

ENERGY SAVING IN CONSTRUCTION IS A TOPIC WHICH IS BECOMING MORE AND MORE IMPORTANT. THE SECTOR'S INTEREST IS THEREFORE FOCUSED ON BUILDING PRODUCTS ALREADY MADE WITH COMPONENTS WITH HIGH INSULATION POWER. IS THE SPECIFIC FLAT PANEL FOR MOBILE WALLS, PREFABRICATED BOXES, REFRIGERATING CELLS, EXHIBITION STANDS, SLIDING DOORS, FALSE CEILINGS AND IT IS AN IDEAL COMPONENT FOR PROJECTS WHERE A LIGHT, SOLID AND INSULATING PRODUCT IS REQUIRED. IN ITS "PLANK", "SLATTED", AND "SMOOTH" AND DIAMOND VERSIONS, CONTRIBUTES TO THE DESIGN OF A NEW ARCHITECTURE: CLEAN, SIMPLE AND REGULAR.




Available facings (to be specified when ordering)



Slatted



Plank



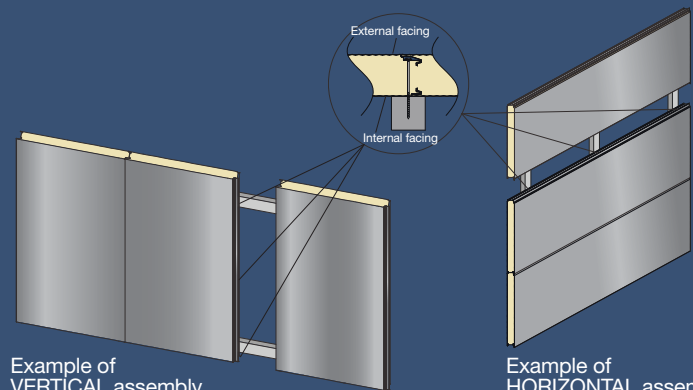
Diamond



Smooth



You can request facings with embossed finish



Standard colours



White grey

Examples of special colours



RAL 1037
Sun yellow



RAL 5011
Steel blue



RAL 8017
Chocolate brown



RAL 9010
White



RAL 9006
Silver grey



Wood colour

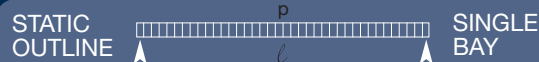
All colours shown do not faithfully reproduce the corresponding RAL code.

WALLS polyurethane STW

Globe Wall

static characteristics for Globe Wall and Globe Wall Hidden fixing

Static characteristics (kg/m²)



External facing: steel 0.4 mm. - Internal facing: steel 0.4 mm.

PANEL THICKNESS (mm)	DISTANCE BETWEEN SUPPORTS (m)										WEIGHT (Kg/m ²)
	1.5	2	2.5	3	3.5	4	4.5	5	5.5	6	
25	165	90	70								7.02
30	190	110	85	65							7.20
35	215	125	100	80	55						7.38
40	236	145	115	90	65	50					7.56
50	297	185	150	115	85	65	50				7.95
60	357	225	180	140	105	80	60	50			8.34
70	370	265	210	165	120	95	75	60			8.73
80	460	305	245	190	140	105	85	65			9.12
100	515	385	305	240	175	135	105	85			9.90
120	620	465	370	290	215	165	130	105			10.68
150	775	580	465	365	270	205	160	130			11.85
180	935	700	560	440	325	245	195	155			13.02
200	1000	780	625	490	360	275	215	175			13.80

Calculation for static sizing according to the Annex E of the UNI EN 14509 standard
Deflection limit 1/200 ℓ

Static characteristics (kg/m²)

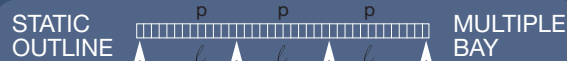


External facing: steel 0.4 mm. - Internal facing: steel 0.4 mm.

PANEL THICKNESS (mm)	DISTANCE BETWEEN SUPPORTS (m)										WEIGHT (Kg/m ²)
	1.5	2	2.5	3	3.5	4	4.5	5	5.5	6	
25	125	75	55								7.02
30	151	90	70	60	50						7.20
35	170	105	85	70	60						7.38
40	195	125	95	-	65	50					7.56
50	245	160	-	100	80	65	50				7.95
60	295	195	155	125	95	75	-	50			8.34
70	345	230	180	145	110	85	70	55			8.73
80	395	270	210	165	120	95	75	65	50		9.12
100	495	340	265	195	145	115	95	75	65	55	9.90
120	600	415	310	225	170	135	110	90	75	65	10.68
150	735	515	365	270	205	160	130	110	90	80	11.85
180	770	560	415	310	240	190	155	125	105	90	13.02
200	1000	590	450	335	260	205	170	140	115	100	13.80

Calculation for static sizing according to the Annex E of the UNI EN 14509 standard
Deflection limit 1/200 ℓ

Static characteristics (kg/m²)



External facing: steel 0.4 mm. - Internal facing: steel 0.4 mm.

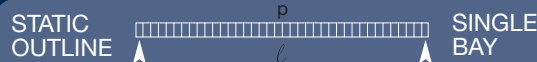
PANEL THICKNESS (mm)	DISTANCE BETWEEN SUPPORTS (m)										WEIGHT (Kg/m ²)
	1.5	2	2.5	3	3.5	4	4.5	5	5.5	6	
25	125	75	60	50							7.02
30	151	90	70	60	50						7.20
35	170	110	85	70	60	50					7.38
40	195	125	100	80	70	60	50				7.56
50	245	160	125	105	90	75	60	50			7.95
60	295	195	155	125	110	85	70	55	50		8.34
70	345	230	180	150	120	95	80	65	55		8.73
80	395	265	210	170	135	105	85	70	60	50	9.12
100	495	335	265	205	160	125	105	85	75	65	9.90
120	600	410	310	235	180	145	120	100	85	75	10.68
150	735	505	360	275	215	170	140	120	100	90	11.85
180	770	570	410	310	245	200	165	140	120	100	13.02
200	1000	605	445	335	265	215	180	150	130	110	13.80

Calculation for static sizing according to the Annex E of the UNI EN 14509 standard
Deflection limit 1/200 ℓ

Thermal characteristics

		PANEL NOMINAL THICKNESS (mm)												
U transmittance		25	30	35	40	50	60	70	80	100	120	150	180	200
W/m ² K		0.846	0.718	0.624	0.551	0.447	0.375	0.324	0.285	0.229	0.191	0.153	0.128	0.116
Kcal/m ² h °C		0.730	0.619	0.538	0.475	0.385	0.324	0.279	0.246	0.197	0.164	0.132	0.111	0.100

Static characteristics (kg/m²)



External facing: aluminium 0.6 mm. - Internal facing: steel 0.4 mm.

PANEL THICKNESS (mm)	DISTANCE BETWEEN SUPPORTS (ml)										WEIGHT (Kg/m ²)
	1.5	2	2.5	3	3.5	4	4.5	5	5.5	6	
25	130	185									5.60
30	160	120	100	75							5.78
35	185	140	115	85	65						5.96
40	210	160	130	95	75						6.14
50	265	200	165	115	90	70					6.53
60	315	240	195	140	105	85	70				6.92
70	370	280	225	160	120	95	80	65			7.31
80	420	320	260	185	140	110	90	75			7.70
100	530	400	320	225	170	135	110	90			8.48
120	635	480	385	270	205	160	115	105			9.26
150	790	595	480	335	250	195	155	130			10.43
180	950	715	575	405	300	230	185	155			11.60
200	1000	780	625	430	315	245	200	170			12.38

Calculation for static sizing according to the Annex E of the UNI EN 14509 standard
Deflection limit 1/200 ℓ

Static characteristics (kg/m²)

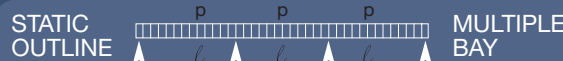


External facing: aluminium 0.6 mm. - Internal facing: steel 0.4 mm.

PANEL THICKNESS (mm)	DISTANCE BETWEEN SUPPORTS (ml)										WEIGHT (Kg/m ²)
	1.5	2	2.5	3	3.5	4	4.5	5	5.5	6	
25	115	85	65								5.60
30	135	105	75								5.78
35	160	120	85	65							5.96
40	185	135	95	70							6.14
50	230	165	110	80	65						6.53
60	280	190	125	95	75						6.92
70	330	215	145	105	85	65					7.31
80	380	235	160	115	90	70					7.70
100	465	280	185	135	105	85	70				8.48
120	530	320	215	155	120	95	80	70			9.26
150	620	380	255	185	140	115	95	80	70		10.43
180	705	440	300	215	165	130	110	90	80	70	11.60
200	745	480	325	235	180	145	115	110	85	75	12.38

Calculation for static sizing according to the Annex E of the UNI EN 14509 standard
Deflection limit 1/200 ℓ

Static characteristics (kg/m²)



External facing: aluminium 0.6 mm. - Internal facing: steel 0.4 mm.

PANEL THICKNESS (mm)	DISTANCE BETWEEN SUPPORTS (ml)										WEIGHT (Kg/m ²)
	1.5	2	2.5	3	3.5	4	4.5	5	5.5	6	
25	115	85	65								5.60
30	135	105	75								5.78
35	160	120	85	65							5.96
40	185	135	95	70							6.14
50	230	165	110	80	65						6.53
60	280	190	125	95	75						6.92
70	330	215	145	105	85	65					7.31
80	380	235	160	115	90	70					7.70
100	465	280	185	135	105	85	70				8.48
120	530	320	215	155	120	95	80	70			9.26
150	620	380	255	185	140	115	95	80	70		10.43
180	705	440	300	215	165	130	110	90	80	70	11.60
200	745	480	325	235	180	145	115	110	85	75	12.38

Calculation for static sizing according to the Annex E of the UNI EN 14509 standard
Deflection limit 1/200 ℓ