

ROUND FLOW CASSETTE




ROUND FLOW CASSETTE

360-DEGREE FLOW

Thanks to an 8 way flow of air, it is possible to ensure a 360-degree airflow without any blind spots.

NEW DESIGN +23% AIRFLOW


The increased surface area of the new grill ensures a greater distribution of air (+23%) compared to traditional models.



HEALTHY FILTER

Haier antibacterial filter has added silver ions and antibacterial organics to kill Escherichia coli & Staphylococcus aureus effectively, with long lasting effects.


Panel with antibacterial filter is PB-950KB(H) (Optional).



CONDENSATE DRAIN

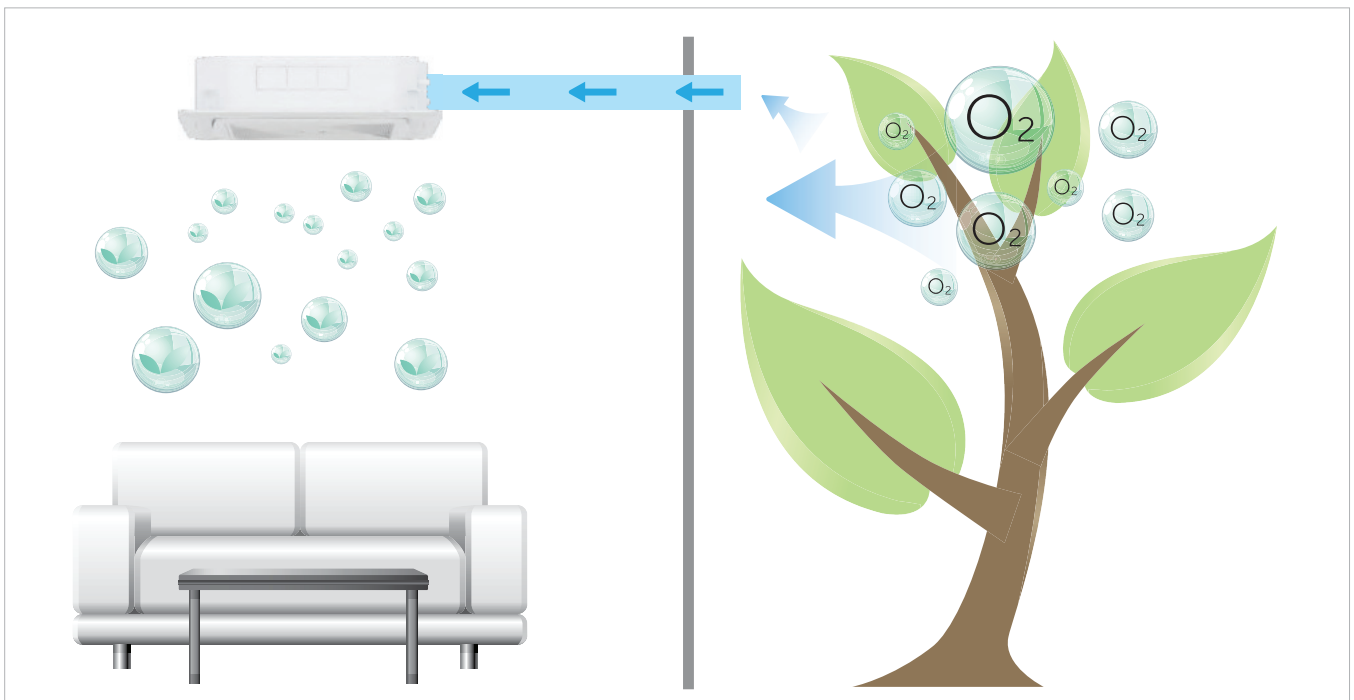
The Cassette units include the condensation drain pump as standard, which guarantees a maximum prevalence of 1000 mm measured from the base of the machine.

There is the possibility of performing condensate drain by gravity (reversible on both sides).



FRESH AIR

Air exchange allows introduction of clean air into the ambient.



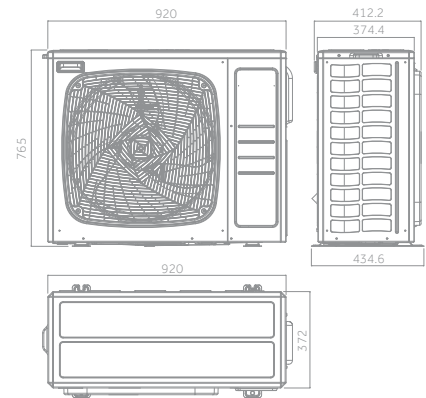
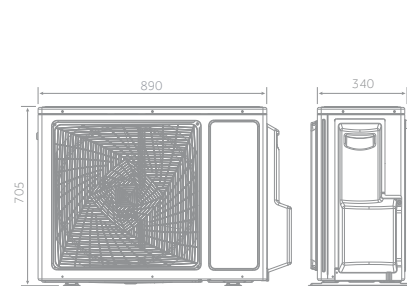
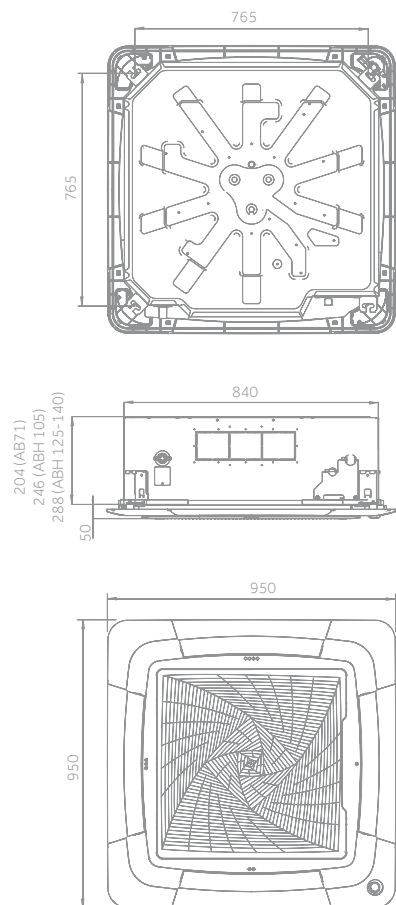
ROUND FLOW CASSETTE



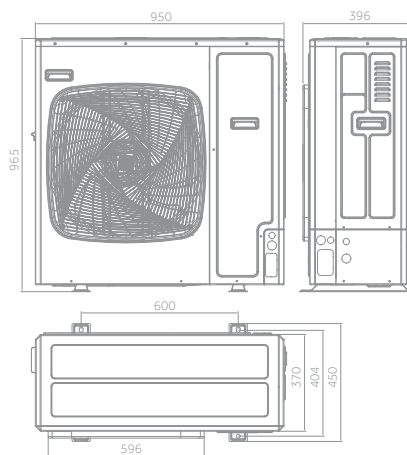
AB71 - ABH105 - ABH125

1U71

1U105



1U125



7,1 kW



10,5 kW



12,5 kW

ROUND FLOW CASSETTE



7,1 kW

9,2 kW

12,3 kW

Please see pages 40 & 41
For Controller Options



Silence



8 Way Independent



Fresh Air



Integrated Wi-Fi Control



UVC Sterilisation



- Low noise level
- 'Fresh air' knockout is incorporated in the chassis to allow fresh air introduction of up to 20% of nominal unit air flow without compromising the cooling capacity. More than 20% of the air conditioner's thermal cooling capacity is penalise.
- Integrated Wi-Fi control
- UVC Sterilisation

Indoor Unit	Model		AB71S2SG1FA(H)	ABH105H1ERG(H)	ABH105H1ERG(H)	ABH125K1ERG(H)	ABH125K1ERG(H)
Outdoor Unit	Model		1U71S2ST1FA	1U105S2SS2FA	1U105S2SS1FB	1U125S2SN2FA	1U125S2SN2FB
Performance data							
Output power - COOLING	nom (min-max)	kW	7,10 (2,00-7,30)	9,20 (2,50-10,00)	9,20 (2,50-10,00)	12,30 (3,00-13,00)	12,40 (3,00-13,00)
Output power - HEATING	nom (min-max)	kW	7,90 (2,50-8,00)	10,10 (3,00-10,50)	10,50 (3,00-11,00)	12,70 (3,50-13,50)	12,80 (3,50-13,50)
Absorbed power - COOLING	nom (min-max)	kW	2,00 (0,50-2,60)	3,12 (0,50-4,00)	3,25 (0,50-4,00)	4,84 (1,00-6,00)	4,81 (1,00-6,00)
Absorbed power - HEATING	nom (min-max)	kW	2,11 (0,50-2,60)	2,91 (0,50-4,00)	3,10 (0,50-4,00)	4,44 (1,00-6,00)	4,41 (1,00-6,00)
Energy class	EER	W/W	3,55	3,00	3,00	2,54	2,58
	COP	W/W	3,75	3,50	3,50	2,86	2,93
COOLING Pdesign	35 °C	kW	7,10	9,20	9,20	12,30	12,40
HEATING Pdesign	(-10 °C)	kW	5,00	7,00	6,00	8,30	8,30
Energy class	SEER		6,85 (A++)	5,90 (A+)	5,90 (A+)	5,68 (A+)	5,71 (A+)
	SCOP		4,23 (A+)	3,80 (A)	3,91 (A)	3,93 (A)	3,96 (A)
Annual Energy Consumption - COOLING		kWh/a	406	555	555	740	736
Annual Energy Consumption - HEATING		kWh/a	1831	2780	2136	3032	3003
Indoor Unit							
Power supply		Ph/V/Hz	1/220-240/50/60	1/220-240/50/60	1/220-240/50/60	1/220-240/50/60	1/220-240/50/60
Treated air volume	(H/M/L/Q)	m ³ /h	1260/1070/820/680	1680/1530/1320/1190	1680/1530/1320/1190	1950/1600/1440/1200	1950/1600/1440/1200
High sound power		dB	57	62	63	64	64
Sound pressure		dB(A)	42/40/38/35	45/42/38/34	45/42/38/34	47/44/38/34	47/44/38/34
Net dimensions	WxDxH	mm	840x840x204	840x840x246	840x840x246	840x840x288	840x840x288
Packaging dimensions	WxDxH	mm	990x990x310	990x990x330	990x990x330	990x990x380	990x990x380
Net/gross weight		kg	27,0/32,0	31,0/36,0	31,0/36,0	32,0/38,0	32,0/38,0
Panel	Model		PB-950KB(H)	PB-950KB(H)	PB-950KB(H)	PB-950KB(H)	PB-950KB(H)
Panel Net dimensions	WxDxH	mm	950x950x50	950x950x50	950x950x50	950x950x50	950x950x50
Panel Packaging dimensions	WxDxH	mm	1013x1025x123	1013x1025x123	1013x1025x123	1013x1025x123	1013x1025x123
Panel Net/gross weight			6,5/9,5	6,5/9,5	6,5/9,5	6,5/9,5	6,5/9,5
Outdoor Unit							
Power supply		Ph/V/Hz	1/220-240/50/60	1/220-240/50/60	3/380-415/50/60	1/220-240/50/60	3/380-415/50/60
Power cable		N x mm ²	3 x 4,0	3 x 4,0	5 x 4,0	3 x 6,0	5 x 4,0
Interconnection cable		N x mm ²	4 x 2,5	4 x 2,5	4 x 2,5	4 x 2,5	4 x 2,5
Sound power	H	dB	68	66	68	72	72
Sound pressure	H	dB(A)	54	53	54	58	58
Running current cooling/heating	Max	A	13,1	16,5	6,8	26,0	10,0
Starting current cooling/heating	Max	A	2,0	3,0	1,0	4,0	2,0
Net dimensions	WxDxH	mm	890x340x705	920x372x765	920x372x765	950x370x965	950x370x965
Packaging dimensions	WxDxH	mm	1046x460x780	1036x478x820	1085x485x830	1050x485x1130	1050x485x1130
Net/gross weight		kg	44,0/48,0	60,0/65,0	61,0/66,0	84,0/89,0	85,0/90,0
Compressor type			Twin rotary inverter	Twin rotary inverter	Twin rotary inverter	Twin rotary inverter	Twin rotary inverter
Installation data							
Refrigerant			R32	R32	R32	R32	R32
Liquid pipe	∅	mm (inch)	9,52 (3/8)	9,52 (3/8)	9,52 (3/8)	9,52 (3/8)	9,52 (3/8)
Gas pipe	∅	mm (inch)	15,88 (5/8)	15,88 (5/8)	15,88 (5/8)	15,88 (5/8)	15,88 (5/8)
Standard pipe length without refrigerant charge		m	10	30	30	30	30
Maximum pipe length		m	50	50	50	50	50
Maximum IU - OU elevation		m	30	30	30	30	30
Refrigerant charge in the factory		kg	1,23	1,70	1,70	2,30	2,30
Refrigerant charge in the factory		TCO _{2eq}	0,83	1,15	1,15	1,55	1,55
Additional ref. charge over std length		g/m	45	45	45	45	45
Outdoor operating limits - COOLING	min-max	°C			-20-46		
Outdoor operating limits - HEATING	min-max	°C			-20-24		

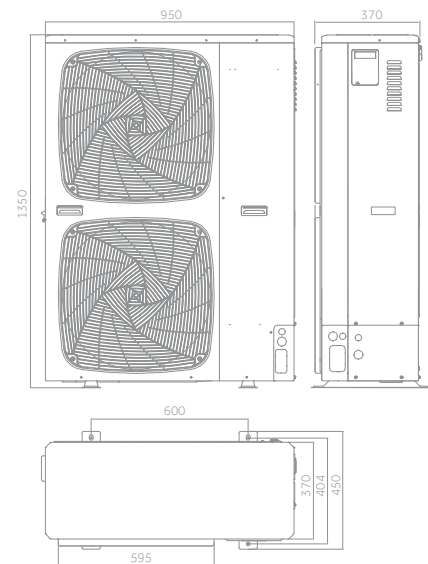
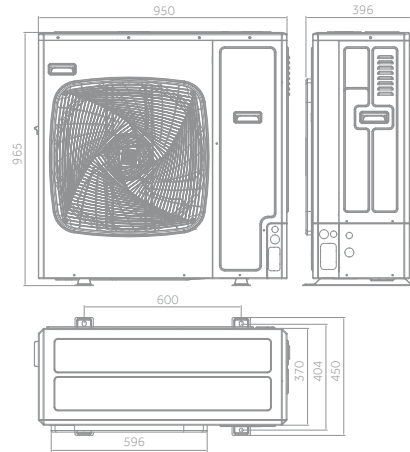
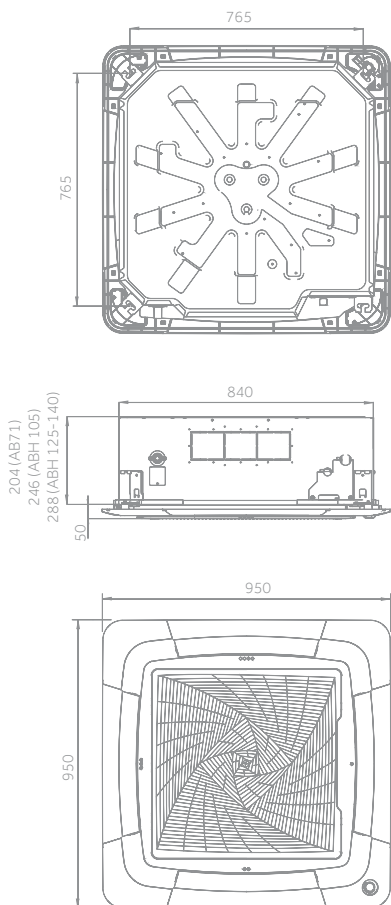
ROUND FLOW CASSETTE



ABH140 - ABH160

1U140

1U140 - 1U160



14,0 kW - 16,0 kW

ROUND FLOW CASSETTE

13,4 kW

15,0 kW

Please see pages 40 & 41
For Controller Options



- Low noise level
- 'Fresh air' knockout is incorporated in the chassis to allow fresh air introduction of up to 20% of nominal unit air flow without compromising the cooling capacity. More than 20% of the air conditioner's thermal cooling capacity is penalise
- Integrated Wi-Fi control
- UVC Sterilisation

Indoor Unit	Model		ABH140K1ERG(H)	ABH140K1ERG(H)	ABH140K1ERG(H)	ABH140K1ERG(H)	ABH160K1ERG(H)
Outdoor Unit	Model		1U140S2SN1FA	1U140S2SN1FB	1U140S2SP2FA	1U140S2SP2FB	1U160S2SP1FB
Performance data							
Output power - COOLING	nom (min-max)	kW	13,40 (3,50-14,00)	13,40 (3,50-14,00)	13,60 (4,00-15,00)	13,60 (4,00-15,00)	15,00 (4,50-16,00)
Output power - HEATING	nom (min-max)	kW	15,00 (4,00-15,50)	15,00 (4,00-15,50)	15,00 (4,50-16,00)	15,00 (4,50-16,00)	16,00 (5,00-17,00)
Absorbed power - COOLING	nom (min-max)	kW	5,51 (1,00-6,50)	5,28 (1,00-6,50)	4,86 (1,00-6,00)	4,98 (1,00-6,00)	5,03 (1,00-6,50)
Absorbed power - HEATING	nom (min-max)	kW	5,77 (1,00-6,50)	5,70 (1,00-6,50)	4,75 (1,00-6,00)	4,67 (1,00-6,00)	5,26 (1,00-6,50)
Energy class	EER	W/W	2,43	2,54	2,80	2,73	2,98
	COP	W/W	2,60	2,63	3,10	3,06	3,04
COOLING Pdesign	35 °C	kW	13,40	13,40	13,60	13,60	15,00
HEATING Pdesign	(-10 °C)	kW	8,50	8,50	10	10	11,00
Energy class	SEER		5,60 (A+)	5,62 (A+)	5,70 (A+)	5,70 (A+)	5,96 (A+)
	SCOP		3,93 (A)	3,96 (A)	3,94 (A)	3,99 (A)	3,99 (A)
Annual Energy Consumption - COOLING		kWh/a	838	834	800	782	880
Annual Energy Consumption - HEATING		kWh/a	3032	3003	3768	3748	3859
Indoor Unit							
Power supply		Ph/V/Hz	1/220-240/50/60	1/220-240/50/60	1/220-240/50/60	1/220-240/50/60	1/220-240/50/60
Treated air volume	(H/M/L/Q)	m ³ /h	1950/1600/1440/1200	1950/1600/1440/1200	1950/1600/1440/1200	1950/1600/1440/1200	2050/1600/1440/1220
High sound power		dB	64	64	64	64	65
Sound pressure		dB(A)	47/44/38/34	47/44/38/34	47/44/38/34	47/44/38/34	48/44/38/34
Net dimensions	WxDxH	mm	840x840x288	840x840x288	840x840x288	840x840x288	840x840x288
Packaging dimensions	WxDxH	mm	990x990x380	990x990x380	990x990x380	990x990x380	990x990x380
Net/gross weight		kg	32,0/38,0	32,0/38,0	32,0/38,0	32,0/38,0	32,0/38,0
Panel	Model		PB-950KB(H)	PB-950KB(H)	PB-950KB(H)	PB-950KB(H)	PB-950KB(H)
Panel Net dimensions			950x950x50	950x950x50	950x950x50	950x950x50	950x950x50
Panel Packaging dimensions			1013x1025x123	1013x1025x123	1013x1025x123	1013x1025x123	1013x1025x123
Panel Net/gross weight			6,5/9,5	6,5/9,5	6,5/9,5	6,5/9,5	6,5/9,5
Outdoor Unit							
Power supply		Ph/V/Hz	1/220-240/50/60	3/380-415/50/60	1/220-240/50/60	3/380-415/50/60	3/380-415/50/60
Power cable		N x mm ²	3 x 6,0	5 x 4,0	3 x 6,0	5 x 4,0	5 x 4,0
Interconnection cable		N x mm ²	4 x 2,5	4 x 2,5	4 x 2,5	4 x 2,5	4 x 2,5
Sound power	H	dB	72	72	70	70	72
Sound pressure	H	dB(A)	58	58	53	53	58
Running current cooling/heating	Max	A	30,0	10,0	32,0	10,0	10,0
Starting current cooling/heating	Max	A	5,0	2,0	6,0	2,0	2,0
Net dimensions	WxDxH	mm	950x370x965	950x370x965	950x370x1350	950x370x1350	950x370x1350
Packaging dimensions	WxDxH	mm	1050x485x1130	1050x485x1130	1050x485x1500	1050x485x1500	1050x485x1500
Net/gross weight		kg	84,0/89,0	85,0/90,0	105,0/118,0	101,0/116,0	101,0/116,0
Compressor type			Twin rotary inverter	Twin rotary inverter	Twin rotary inverter	Twin rotary inverter	Twin rotary inverter
Installation data							
Refrigerant			R32	R32	R32	R32	R32
Liquid pipe	∅	mm (inch)	9,52 (3/8)	9,52 (3/8)	9,52 (3/8)	9,52 (3/8)	9,52 (3/8)
Gas pipe	∅	mm (inch)	15,88 (5/8)	15,88 (5/8)	15,88 (5/8)	15,88 (5/8)	19,05 (3/4)
Standard pipe length without refrigerant charge		m	30	30	30	30	30
Maximum pipe length		m	70	70	70	70	70
Maximum IU - OU elevation		m	30	30	30	30	30
Refrigerant charge in the factory		kg	2,30	2,30	2,90	3,50	3,50
Refrigerant charge in the factory		TCO ₂ eq	1,55	1,55	1,96	2,36	2,36
Additional ref. charge over std length		g/m	45	45	45	45	60
Outdoor operating limits - COOLING	min-max	°C			-20-46		
Outdoor operating limits - HEATING	min-max	°C			-20-24		

The data in this catalogue is purely indicative as the data may vary. Please be advised to check the accuracy of the data with the supplier before purchasing products.