

EXPERT NEW



2,0 kW

2,5 kW

3,5 kW

5,0 kW

7,1 kW



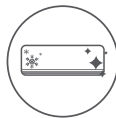
Standard HQ-HJ



Easy Installation



I Feel



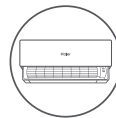
Self Clean



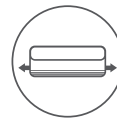
Coanda Plus



Eco Sensor



Easy to Disassemble



2-Way Piping Design




UVC Pro



Integrated Wi-Fi Control

- Easy Installation
- I Feel
- Self-Clean (Only Dual)
- Eco Sensor
- On-Off Card
- 2-Way Pipe Design
- UVC Pro
- Integrated Wi-Fi control



INDOOR UNIT	Model	AS20XCAHRA		AS25XCAHRA		AS35XCAHRA		AS50XCAHRA		AS71XCAHRA	
Performance data											
Output power - COOLING	nom (min-max)	kW	2,00	2,80 (0,80-3,20)	3,50 (1,00-4,00)	5,00 (1,40-5,50)	6,2(2,20-7,0)				
Output power - HEATING	nom (min-max)	kW	2,50	3,20 (0,80-4,20)	4,20 (1,00-5,20)	5,60 (1,70-6,20)	6,8(2,40-7,80)				
Power supply		Ph/V/Hz	1/220-240/50	1/220-240/50	1/220-240/50	1/220-240/50	1/220-240/50				
Interconnection cable			4 x 1,0	4 x 1,0	4 x 1,0	4 x 1,0	4 x 1,0				
Treated air volume	H	m3/h	730	730	800	880	920				
Indoor Unit											
High sound power - COOLING		dB	56	56	57	60	65				
High sound power - HEATING		dB	56	56	57	60	65				
Sound pressure - COOLING		dB(A)	39/32/25/16	39/32/25/16	40/33/26/17	45/37/29/20	47/45/37/29				
Sound pressure - HEATING		dB(A)	39/32/25/16	39/32/25/16	40/33/26/17	45/37/29/20	47/45/37/29				
Net dimensions	WxDxH	mm	895x313x236	895x313x236	895x313x236	895x313x236	895x236x313				
Packaging dimensions	WxDxH	mm	964x386x316	964x386x316	964x386x316	964x386x316	949x298x371				
Net/gross weight		kg	11,3/14,0	11,3/14,0	11,3/14,0	11,6/14,2	12,4/14,8				
Installation data											
Liquid pipe	∅	mm	6,35 (1/4)	6,35 (1/4)	6,35 (1/4)	6,35 (1/4)	9,52 (3/8)				
Gas pipe	∅	mm	9,52 (3/8)	9,52 (3/8)	9,52 (3/8)	12,70 (1/2)	15,88 (5/8)				
Control											
Standard	Remote control		HQ-HJ	HQ-HJ	HQ-HJ	HQ-HJ	HQ-HJ				

AS20 - AS25 - AS35 - AS50 - AS71

