
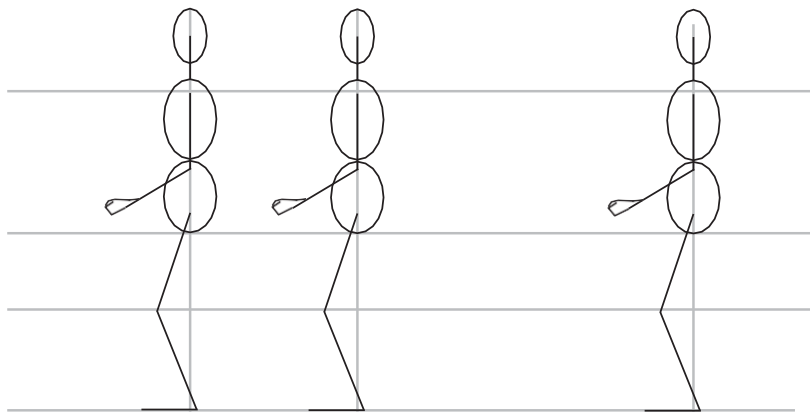


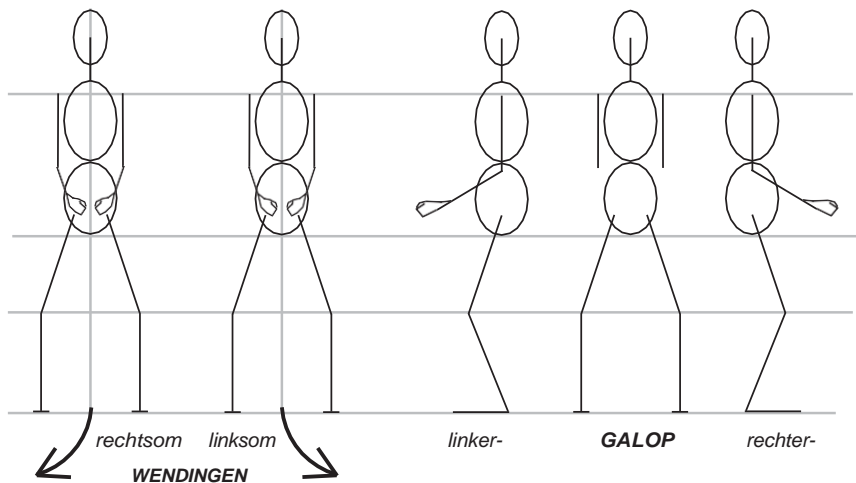
BASIS: voorzijde linkerzijde achterzijde rechterzijde



LICHTRIJDEN: 'sta' 'zit' **VERLICHTE ZIT**



OVERGANGEN: hoger tempo lager tempo **DOORZITTEN**



↙ rechtsom linksom ↘ linker- **GALOP** rechter-

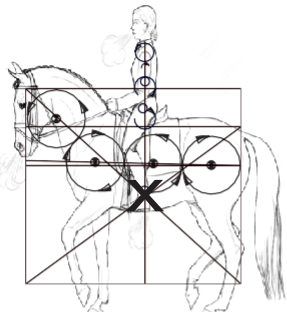
datum: _____

naam ruiter: _____

naam paard: _____

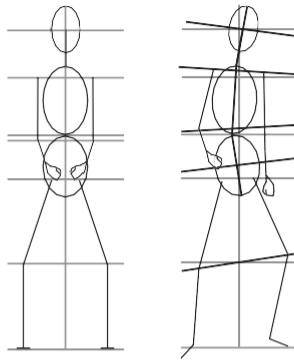
door: _____

Gebruiksaanwijzing ADP



De X, waar ligt het zwaartepunt?

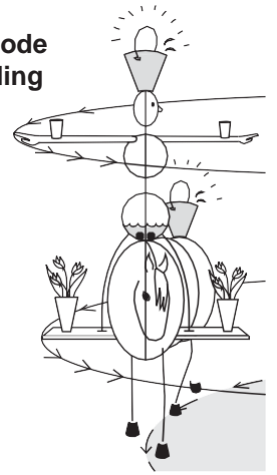
≡ De streepjescode (wat is er scheef)



GOED

FOUT

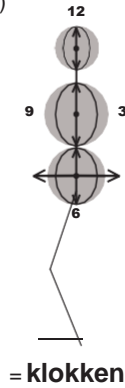
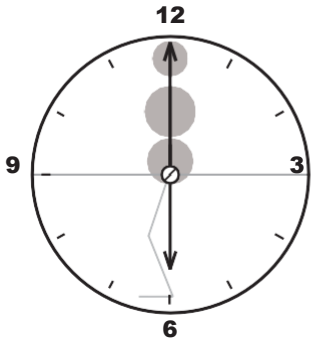
Streepjescode in de wending



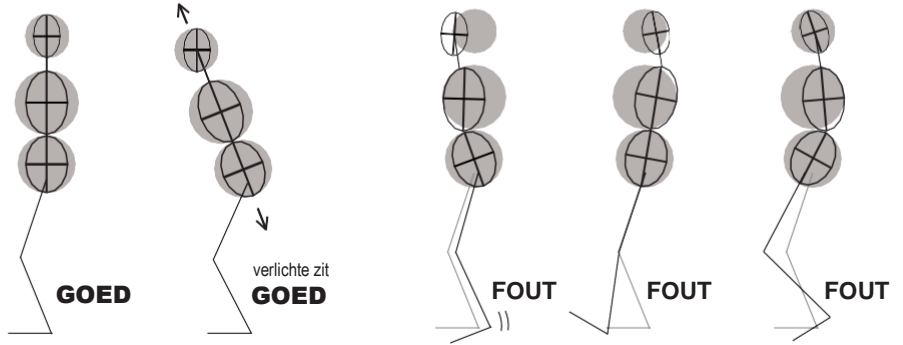
De kookwekker (rompbalans in wending)



De klok (te vroeg/ te laat/ op tijd)



⊕ Ballen opstapelen (wat valt hoe om)



GOED

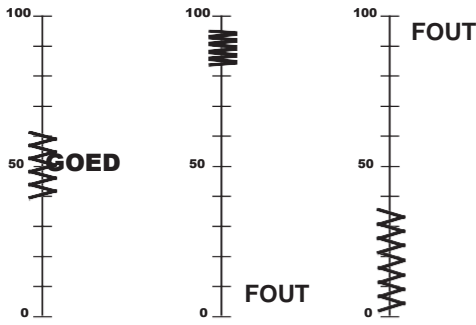
verlichte zit
GOED

FOUT

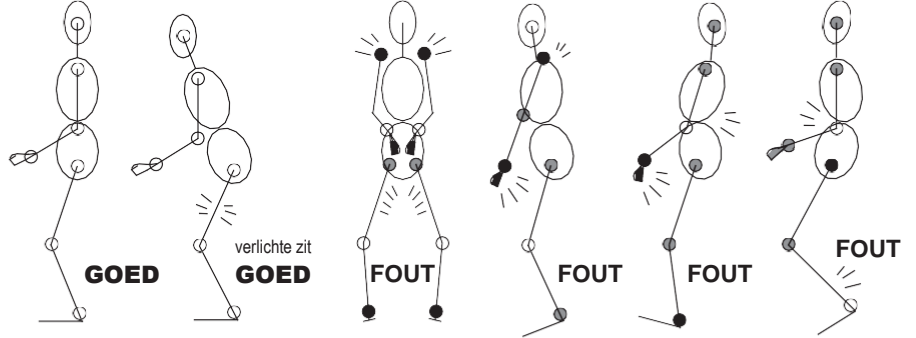
FOUT

FOUT

≡≡ De spanningsmeter (ont-/spanning in geheel)



• De schroeven (hoe los/vast zitten ze)



GOED

verlichte zit
GOED

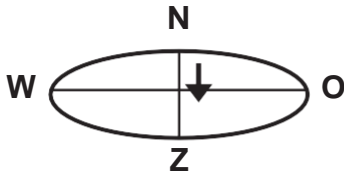
FOUT

FOUT


FOUT

FOUT

↓ Het kompas (plaatsing zwaartepunt)



▽ Wipwap (waar valt de klap)



GOED

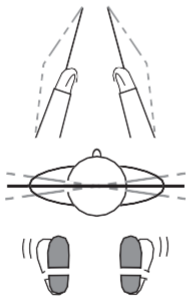
verlichte zit
GOED

FOUT

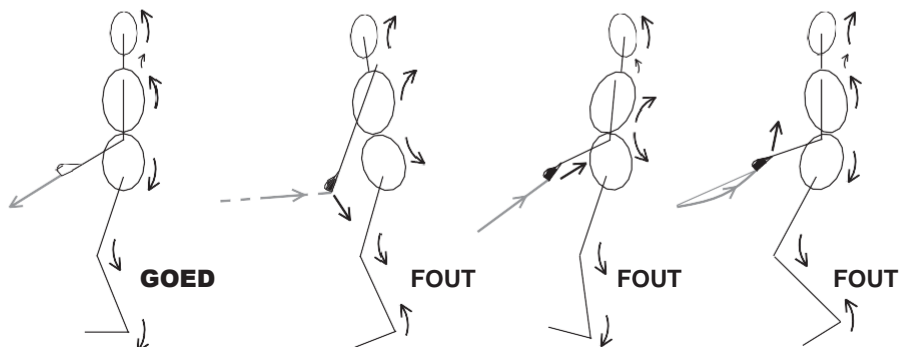
FOUT

FOUT

✕ Helikopterview



↙ De tandwielen (je zit mee of je zit tegen)



GOED

FOUT

FOUT

FOUT

vrij te kopiëren onder voorwaarde
van bronvermelding op:
www.akasha-rijkunst.nl