

**SPIKA UNDER THE COUNTER**  
**NG 125/ NG 175/ NG 215/ NG 285 ICE CUBE MAKERS**



SPIKA NG 125

Daily Production / Ice Storage  
 143 Lbs. / 44 Lbs.  
 65 Kg. / 20 Kg.



SPIKA NG 175

Daily Production / Ice Storage  
 214 Lbs. / 81 Lbs.  
 97 Kg. / 37 Kg.



SPIKA NG 215

Daily Production / Ice Storage  
 239 Lbs. / 81 Lbs.  
 109 Kg. / 37 Kg.



SPIKA NG 285

Daily Production / Ice Storage  
 312 Lbs. / 108 Lbs.  
 142 Kg. / 49 Kg.

All SPIKA models available Half (H) or Full (F) dice. Air (A) or Water (W) cooled.\*

**Standard Features**



**NEW WATER DISTRIBUTOR:** Increases resistance against scale build up. Easily removable and cleanable.



**INLET WATER CONNECTION THROUGH EVAPORATOR:** Helps to harvest; pre-cools water; assists energy recovery.



**SEAL-LESS PUMP OUTSIDE ICE ZONE**



**ELECTROMECHANICAL CONTROLS:** The machine works with electromechanical timer and thermostats. Simple, easy to comprehend and service. High reliability and low maintenance expense.



**DUAL SWITCH:** External switch allows to turn the machine on/off easily. Removing the top cover, we have the ice/wash switch on one side of the electrical box.



**STRONG INOX FRAME. 304 STAINLESS STEEL CONSTRUCTION:** Box-type frame with stainless steel supports, makes the machine stronger and allows servicing operation without disassembling the entire machine.



**EASY ACCESS FOR SERVICE AND INSTALLATION:** Designed to have better access to all components making installation and servicing operations easier. One person can disassemble the entire machine with a basic screwdriver.



**FRONT VENTILATION:** Condensing unit permits 100% front ventilation, air inflow and outflow through the front grill, thus permitting embedded installation.



**INSULATED STORAGE BIN:** Storage bin with polyurethane foam insulation gives higher rigidity with lower heat transmission. Isolated but not refrigerated bins. Tight closing of stainless steel door helps maintain ice storage longevity.



**OPERATING LIMITS:** Tropicalized machines (Class T); Suitable for low temperature environments of 41° (5°C) Air and Water and high temperature environments of 109°F (43°C) (Air), 95°F (35°C) (Water) Water pressure: Min. 10 psi. (0.7 bar.)/ Max. 85 psi. (6 bar.). NOTE: Install a pressure reducer if water inlet pressure is more than 85 psi. (6 bar.).



**ELECTRICAL SPECIFICATIONS:** 115V/60Hz./1 - Fuse Size 15 - Nema Plug Type 5-15P. Also available 208-230V/60Hz. - 220V/50Hz. (Special order only. Restrictions may apply. Contact dealer for details.)



**MORE ENERGY EFFICIENT:** SPIKA Series are Energy Star® qualified machines, reducing water and electricity consumption.



**WARRANTY:** 36 months parts and labor + 24 additional months parts on compressor and evaporator. Valid in the U.S. and Canada. Contact ITV for warranty in other countries.

**SPIKA UNDER THE COUNTER NG 125/ NG 175/ NG 215/ NG 285 ICE CUBE MAKERS**

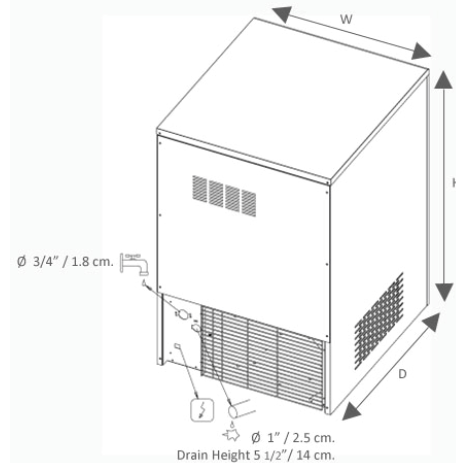


## SPIKA UNDER THE COUNTER NG 125/ NG 175/ NG 215/ NG 285 ICE CUBE MAKERS

### Dimensions (Inch./Cm.)

SPIKA	W	D	H
NG 125	21 1/8" / 54 cm.	23 3/8" / 60 cm.	31 1/4" / 80 cm.
NG 175	26" / 66 cm.	27 5/8" / 70 cm.	33" / 84 cm.
NG 215			
NG 285	30" / 76 cm.	30" / 76 cm.	

Dimensions do not include adjustable legs from 6" (15.2 cm.) to 6.5" (16.5 cm.)  
Units do not require legs for usage. (Local municipal requirement rules may vary)



### General Specifications

Item #	Model #	Production				Cubes Cycle	Storage Lbs./ Kg.	Water Usage gal./hr. / l./ hr. 90°F/70°F	Kwh/ 100 lbs.	Power W	Amps.	R404A oz.	Net Weight Lbs./ Kg.	Filtration Kit
		70°F Air/50°F Water Lbs./ 24 h. Kg./ 24 h.	90°F Air/70°F Water Lbs./ 24 h. Kg./ 24 h.	70°F Air/50°F Water Lbs./ 24 h. Kg./ 24 h.	90°F Air/70°F Water Lbs./ 24 h. Kg./ 24 h.									
17064	NG 125 A 1 H	143	65	107	49	150	44/20	1.80/6.70	11	430	6	11.3	115/52	CS-101 K
17055	NG 125 W 1 H*	143	65	107	49	150	44/20		7.92	470	6	11.3	115/52	
18064	NG 125 A 1 F	146	66	114	52	75	44/20	1.80/6.70	10.42	473	6	11.3	115/52	
18065	NG 125 W 1 F*	146	66	114	52	75	44/20		7.61	470	6	11.3	115/52	
17094	NG 175 A 1 H	214	97	166	75	240	81/37	2.38/9.00	7.95	550	5.5	18.36	150/68	CS-101 K
17095	NG 175 W 1 H*	214	97	166	75	240	81/37		5.8	550	5.5	18.36	150/68	
18094	NG 175 A 1 F	192	87	157	71	120	81/37	2.38/9.00	8.33	550	5.5	18.36	150/68	
18095	NG 175 W 1 F*	192	87	157	71	120	81/37		6.08	550	5.5	18.36	150/68	
17114	NG 215 A 1 H	239	109	204	93	240	81/37	3.40/12.90	7.07	650	6	22.95	157/71	CS-101 K
17115	NG 215 W 1 H*	239	109	204	93	240	81/37		5.16	650	6	22.95	157/71	
18114	NG 215 A 1 F	226	103	185	84	120	81/37	3.40/12.90	8.37	600	6	22.95	157/71	
18115	NG 215 W 1 F*	226	103	185	84	120	81/37		6.11	650	6	22.95	157/71	
17144	NG 285 A 1 H	312	142	251	114	288	108/49	4.30/16.40	6.9	730	8.7	29.3	187/85	CS-111 K
17145	NG 285 W 1 H*	312	142	251	114	288	108/49		5.04	710	8.7	29.3	187/85	
18144	NG 285 A 1 F	323	146	267	121	144	108/49	4.30/16.40	7.35	710	8.7	29.3	187/85	
18145	NG 285 W 1 F*	323	146	267	121	144	108/49		5.36	710	8.7	29.3	187/85	

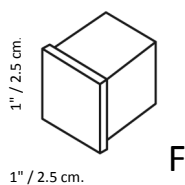
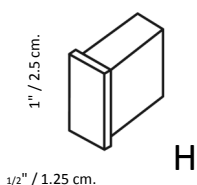
A: Air—Cooled / W: Water—Cooled / H: Half Dice / F: Full Dice / 1: 115V/60Hz/1. Qualified Unit as Energy Star.

\*Water cooled units available special order only, restrictions may apply. Please contact your dealer for details.

**Shipping Weight:** NG 125: 169 Lbs. (77 Kg.) / NG 175: 214 Lbs. (97 Kg.) / NG 215: 221 Lbs. (100 Kg.) / NG 285: 247 Lbs. (112 Kg.)

Due to our continuous efforts for improving and developing our range of products, ITV Ice Makers, Inc. reserves the right of changing features with no previous notice.

### Ice Shape



HALF DICE & FULL DICE