

REAL PIANO PLAYER

BOOK FOUR



BY
ANDREA MONK

REAL PIANO PLAYER BOOK FOUR by Andrea Monk



In Book Four you will be:

- using a wide range of notes in both hands
- playing in the 4 keys of C, G, D and F major
- playing in different hand positions
- working out where your hands start
- using a 6/8 time signature
- playing dance music from around the world
- playing 12 bar blues

Andrea Monk's website is www.andreamonk.co.uk

Notes




R H


Here are the right hand (RH) notes you will be using in Book 4.
The RH reads from the treble clef. This is also called the G clef.
The G clef fixes the pitch of G a 5th above Middle C.



5 line notes



4 space notes




1> Say them 2> Play them 3> Up or down? 4> Lines or spaces?




L H


Here are the left hand (LH) notes you will be using in Book 4.
The LH reads from the bass clef. This is also called the F clef.
The F clef fixes the pitch of F a 5th below Middle C.



5 line notes



4 space notes



1> Say them 2> Play them 3> Up or down? 4> Lines or spaces?

Where do I put my hands?

In Book 4 you have to work out where to put your hands on the piano. You must read both the note and the fingering. Also check the key signature.



Place RH 3 on B



Place RH 4 on ____



Place RH 5 on ____





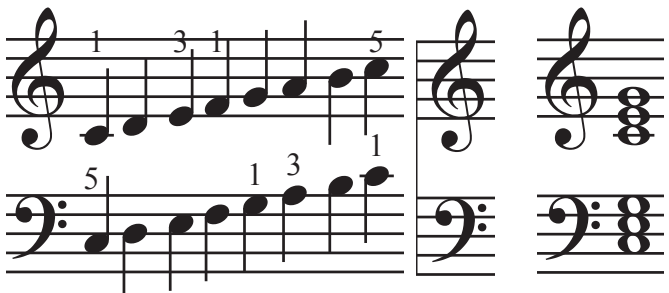



Place LH 5 on G

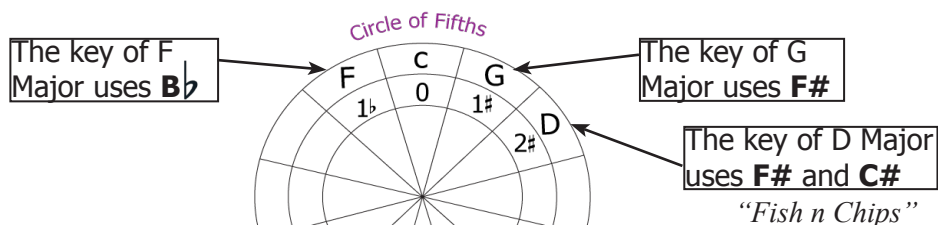
Place LH 4 on ____

Place RH 5 on ____

Scales, key signatures, triads and keys

Here are the 4 keys you will be playing in Book 4.

 <div style="display: flex; justify-content: space-between; margin-top: 5px;"> <div style="border: 1px solid black; padding: 2px; font-size: 0.8em;">The scale of C Major, ascending from C to C.</div> <div style="border: 1px solid black; padding: 2px; font-size: 0.8em;">The key sig. of C Major</div> <div style="border: 1px solid black; padding: 2px; font-size: 0.8em;">The triad of C Major</div> </div>	 <div style="display: flex; justify-content: space-between; margin-top: 5px;"> <div style="border: 1px solid black; padding: 2px; font-size: 0.8em;">The scale of G Major, ascending from G to G.</div> <div style="border: 1px solid black; padding: 2px; font-size: 0.8em;">The key sig. of G Major</div> <div style="border: 1px solid black; padding: 2px; font-size: 0.8em;">The triad of G Major</div> </div>
 <div style="display: flex; justify-content: space-between; margin-top: 5px;"> <div style="border: 1px solid black; padding: 2px; font-size: 0.8em;">The scale of D Major, ascending from D to D.</div> <div style="border: 1px solid black; padding: 2px; font-size: 0.8em;">The key sig. of D Major</div> <div style="border: 1px solid black; padding: 2px; font-size: 0.8em;">The triad of D Major</div> </div>	 <div style="display: flex; justify-content: space-between; margin-top: 5px;"> <div style="border: 1px solid black; padding: 2px; font-size: 0.8em;">The scale of F Major, ascending from F to F.</div> <div style="border: 1px solid black; padding: 2px; font-size: 0.8em;">The key sig. of F Major</div> <div style="border: 1px solid black; padding: 2px; font-size: 0.8em;">The triad of F Major</div> </div>



Which key is this piece in?
What is in the key signature?



Watch the silent change
in the RH in bars 8 and 16.

1. The Grand Old Duke of York



Moderato

English Nursery Rhyme

3

mf the Grand old Duke of York he had ten thou-sand men. He

5

marched them up to the top of the hill and he marched them down a - gain. And

9

1 when they were up they were up. And when they were down they were down. And

13

3 when they were on - ly half way up they were nei - ther up nor down.



The RH moves from
F to E in bars 4 and 8

2. Polly Wolly Doodle



Moderato

American Song

RH moves to E

1

Oh, I went down South to see my Sal. Sing ing Pol-ly wol-ly doodle all the day. My

mp

3

5

3 1

Sal, she am a spun - ky gal. Sing Pol ly wol-ly doodle all the day. Fare thee

open RH

1 2

5 4 2

1

9

3

well, fare thee well, fare thee well my fai - ry fay. For I'm

RH moves to E

1 2

13

3 2 1

3

off to Lou'si - an - a for to see my Sus - y - an - na. Sing Pol ly wol ly doodle all the day.

open RH

2

5 4

Which key is this piece in?
What is in the key signature?



In which bars does
the LH cross over the RH

3. Leap Frog



Allegro

L.H.
cross
over

Andrea Monk

First system of music (bars 1-4). Treble clef, key signature of two sharps (F# and C#), 4/4 time. Bass clef, key signature of two sharps (F# and C#), 4/4 time. Dynamics: *f* (forte). Fingerings: 1, 2, 5, 2, 3. L.H. cross over is indicated above bar 2. L.H. is indicated above bar 3.

Second system of music (bars 5-8). Treble clef, key signature of two sharps (F# and C#), 4/4 time. Bass clef, key signature of two sharps (F# and C#), 4/4 time. Fingerings: 5, 5, 2, 3, 1. L.H. is indicated above bar 6.

Third system of music (bars 9-12). Treble clef, key signature of two sharps (F# and C#), 4/4 time. Bass clef, key signature of two sharps (F# and C#), 4/4 time. Dynamics: *p* (piano). Fingerings: 5, 2, 2, 2, 2, 1. L.H. is indicated above bars 10, 11, and 12.

Fourth system of music (bars 13-16). Treble clef, key signature of two sharps (F# and C#), 4/4 time. Bass clef, key signature of two sharps (F# and C#), 4/4 time. Dynamics: *f* (forte). Fingerings: 5, 2, 3, 1. L.H. is indicated above bar 14.

The LH plays the
triads of D and A7

4. Kangaroo



Moderato Andrea Monk

p

4

How d'ya do? How d'ya do? Kang - a - roo.

3

5

How d'ya do? Kang - a - roo.

9

3


f Would you like to come and play a - while? Run and jump a stile? Come and play a - while?

13

Would you like to come and play a - while? Mis - ter Kang - a - roo.

Which key is this piece in?
What is in the key signature?

5. Down On The Sand



Moderato Andrea Monk

2

mp 3 Down on the sand there's a brass band

5

4 play - ing some 3 old fash - ioned tunes.

9

2 My broth - er Jim goes for a swim.

13

4 Then we have tea in the sand dunes.

5

Playing in 6ths

6. Strawberry Fair



Andante

English Folk Song

1

As I was going to Straw-ber-y Fair, sing-ing, sing-ing

2

3

but-ter-cups and dais-ies, I met a mai-den, selling her ware fol-de-ri. *mf* Her

4

eyes were blue and golden her hair as she went on to Straw-ber-y Fair.

Both thumbs play D

12

p Ri-fol, ri-fol, tol-di-rid-dle li-do. Ri-fol, ri-fol, tol-di-rid dle dee.


Always write music
in pencil

B E A D , A G E F E E D

D.C. al Fine or Da Capo al Fine

play from the start (*Da Capo*)
until the finish (*Fine*)

7. The Ash Grove



Andante

Welsh Song

1 1 3

Down / A / - yon - der green val - ley, where stream - lets me - an - der, when
round us for glad - ness, the blue - bells were ring - ing. Ah,

mp

5 3 1 3 2 1 2

twi - light is fa ding, I pen sive - ly rove. T'was
then lit - tle thought, I how soon we would part.

Fine

9 2 3 1

there, while the black - bird was cheer - ful - ly sing - ing, I

13 3 1 1 2 5 4

first met my dear one, the joy of my heart.

D.C. al Fine

accel. means
gradually get faster



Which harmonic intervals (eg. 3rd)
does the Left Hand play in Line 1?

8. The Country Fiddler



Allegro

Old English Morris Dance

First system of musical notation (measures 1-4). The treble clef staff shows a melody with triplets (3) and a fourth note (4). The bass clef staff shows a harmonic accompaniment with chords and a triplet (3). The tempo is marked *f* (forte).

Second system of musical notation (measures 5-8). The treble clef staff continues the melody with triplets (3). The bass clef staff continues the harmonic accompaniment. The tempo is marked *p* (piano).

Third system of musical notation (measures 9-12). The treble clef staff has rests in measures 9 and 10, followed by a triplet (3) in measure 11. The bass clef staff has a triplet (3) in measure 9, followed by chords in measures 10 and 11. The tempo is marked *f* (forte).

Fourth system of musical notation (measures 13-16). The treble clef staff has rests in measures 13 and 14, followed by a triplet (3) in measure 15. The bass clef staff has a triplet (3) in measure 13, followed by a triplet (3) in measure 14, and a triplet (3) in measure 15. The tempo is marked *p* (piano) and *accel.* (accelerando).

Slurs A slur is a curve between 2 different notes:


Slur



say "thank you"

13

9. Robbie The Robot



Marcato (strong and marked)

Slurs

Traditional

f

p

13

Slurs

10. Jiggety Jo



Giocoso (joyful)

Andrea Monk

4 2 1 5 2 1 5 1

mf With a hey down Jo, hey down Jo.

5 4 1 5 4

With a hey down Jig get-y Jo.

9 4 2 4 1 2 1 1

p With a hey down Jo, hey down Jo.

13 4 4 1 4 3

With a hey down Jig get-y - Jo

Grace notes

Grace notes
are smaller than standard
notes and are played very quickly.



11. Highland Fling



Andrea Monk

Allegro

f Way up there in Scot - land, Scot - land, Scot - land. They all learn to dance the high - land fling.

p In their socks and gar - ters, gar - ters, gar - ters. And a tar-tan kilt - and spor - ran too.

p Toe, kick, toe, kick, arms up high a-kim-bo. **f** That is how you do the high - land fling.

p Toe, kick, toe, kick, arms up high a-kim-bo. **f** Then a dram of whis - ky a - fore - ye go!

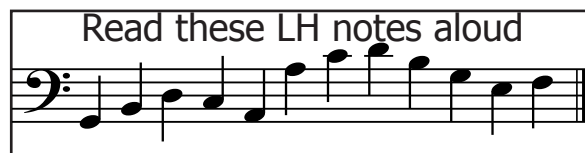
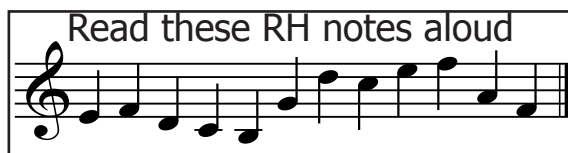
Grace notes

4 2 1 2

4 2 1 2

4 2 1 2

4 2 1 2



12. The Fairy Dance



Moderato Traditional

5

9

13

mf *p* *mf* *p* *f*

Triplet Quavers

3 quavers played evenly
in the time of 2 quavers



say "pin-ap-ple"

13. Little Dutch Girl



Pesante (Heavily)

Andrea Monk

Musical notation for the first system of 'Little Dutch Girl'. The key signature is two sharps (F# and C#), and the time signature is 3/4. The piece is marked *f* (forte). The melody in the right hand starts on a half note G4, followed by quarter notes A4, B4, and C5. The left hand plays a steady bass line of half notes: G2, F#2, E2, and D2. A fermata is placed over the first two measures of the left hand.

Musical notation for the second system. The melody continues with quarter notes D5, E5, and F#5, followed by a half note G5. The left hand continues with half notes C2, B1, and A1, with a fermata over the first two measures.

Musical notation for the third system. The melody features triplet eighth notes (quavers) in measures 9, 10, and 11. The left hand continues with half notes G1, F#1, and E1, with a fermata over the first two measures.

Musical notation for the fourth system. The melody continues with triplet eighth notes in measures 13, 14, and 15. The left hand continues with half notes D1, C1, and B0, with a fermata over the first two measures. The piece ends with a double bar line.

Repeat with LH
one octave lower

6/8 Time Signature

Clap and say the following rhythms. Notice the difference in the "feel" of the words.



"Fare-well Ap - ril, fare-well rain."



"Sum-mer is com-ing a - gain."

<p>$\frac{3}{4}$ has 3 beats in a bar</p> <p>Count: "1 2 3"</p>	<p>$\frac{6}{8}$ has 2 beats in a bar</p> <p>"1 2"</p>
--	---

$\frac{6}{8}$ rhythms

	<i>"pin-ap-ple"</i>
	<i>"pea----ches"</i>
	<i>"plum"</i>

Clap and say the following rhythms.



$\frac{6}{8}$ has beats in a bar?

$\frac{6}{8}$ Time Signature



14. Nuts In May



Giocoso

Nursery Rhyme

1 1 5

mf Here we go gath - er - ing nuts in May, nuts in May, nuts in May.

5 4 1 5 4 1

Here we go gath - er - ing nuts in May on a cold and fros - ty morn - ing.

9 1 5

Then we dig them up a - gain, up a - gain, up a - gain.

13 4 1 5 4 1

Then we dig them up a - gain, just as the day - is dawn - ing.


$\frac{6}{8}$ Time Signature

pin-ap-ple

peac---hes

plum

15. Three Blind Mice



Allegretto (Quite Fast)

Nursery Rhyme

3

mf Three blind mice. Three blind mice.

5 3 2

See how they run. See how they run. They

9

all ran af - ter the far - mer's wife who cut off their tails with a car - ving knife. And

13

well, did you see such a thing in your life as three blind mice.

$\frac{6}{8}$ Time Signature

pin-ap-ple peac---hes plum

16. The Lincolnshire Poacher



Allegretto

English Folk Song

4 4 3 1

mf When I was bound ap- pren - tice in fa - mous Lin - coln - shire. Full

5 1 5 3 2

well I served my mas - ter, for more than se - ven year. Til

9 1

I took up to poach - ing, as you will quick - ly hear. Oh, t'is

13 1 3 4

my de-light on a shi - ning night in the sea - son of the year.

Quiz No. 2

Always write music
in pencil

1> Transpose this $\frac{6}{8}$ tune from F major down a 3rd into D major.



2> Add the missing bar lines to this $\frac{6}{8}$ tune. Remember there are 2 beats in a bar.



3> Describe these intervals (e.g. 2nd, 3rd)



4> Fill in the following key signatures and triads in the treble clef and bass clef.
(See the exact placement of sharps and flats in the Key Signatures on Page 3.)



C Major



G Major




D Major



F Major

6
8 Time Signature

2 new triads



17. Tarantella



Con Fuoco (with fire and energy)

A tarantella is a quick,
whirling dance from Italy.

Andrea Monk




Triads and Triad Inversions

A triad is 3 notes played together.
A triad inversion is when you turn the triad "upside down"



Triad of C in the RH



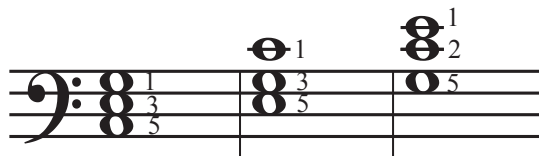
Triad of C
Root Position

Triad of C
1st Inversion

Triad of C
2nd Inversion



Triad of C in the LH



Triad of C
Root Position

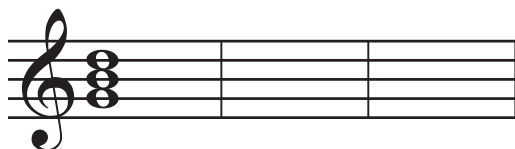
Triad of C
1st Inversion

Triad of C
2nd Inversion

Play these triads, first in the RH then in the LH.

Notice the gaps between the notes on the piano.


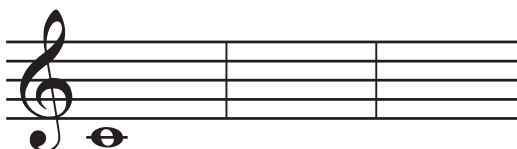
Write out the following triads and their inversions. The starting note has been given. Add any necessary sharps or flats to the triads.



Triad of G
Root Position

Triad of G
1st Inversion


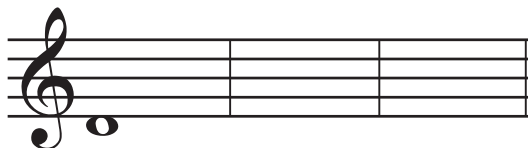
Triad of G
2nd Inversion



Triad of C
Root Position

Triad of C
1st Inversion

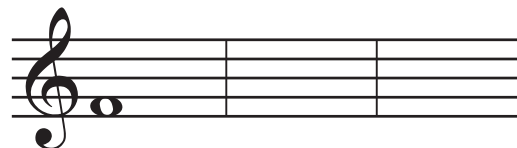
Triad of C
2nd Inversion



Triad of D
Root Position

Triad of D
1st Inversion

Triad of D
2nd Inversion



Triad of F
Root Position


Triad of F
1st Inversion

Triad of F
2nd Inversion

Triads and
triad inversions

Which triad is played in bars 1-3?
What happens in bars 9-11?

18. Changing Places



Moderato Andrea Monk

mp

1 3 5 1 2 5 1 3 5

5 4 2 5

9 5 3 1 5 2 1 5 3 1


13 4

5

Triads and
triad inversions

Which triad is played in bars 2, 4
and 6? What happens in bar 7?

19. Military Parade



Maestoso (majestically)

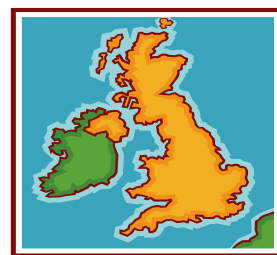
Andrea Monk

The musical score for 'Military Parade' is written for piano in 4/4 time, key of D major. It consists of 13 bars. The first system contains bars 1-4, the second system bars 5-8, the third system bars 9-12, and the fourth system bar 13. The score features various musical notations including treble and bass staves, notes, rests, and fingerings. A forte (f) dynamic is indicated in bar 1. A box labeled 'G' points to a note in bar 12.



Which 3 triads are played in this piece?

20. The British Grenadiers



Maestoso

English Song

1 5 3 1 2 1

Some talk of Al - ex - an - der and some of Her - cu - les. Of

5 1 5 3 1 2 1

Hec - tor and Ly - san - der, and such great names as these. But of

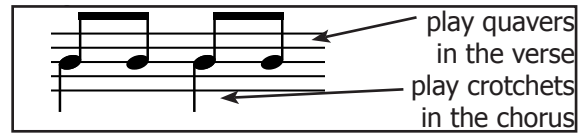
9 4 2 5 1 3 2

all the world's great her - oes, there's none that can com - pare. With the

13 1 5 3 1 2 1

tow row row row row row of the Bri - tish Gren - a - diers.

2 stems on one note



21. Coming Round The Mountains



Moderato

American Song

2 3 5 3 2 1

mp *f* She'll be com - ing round the moun - tain when she comes.
Sing - ing aye aye yip - pee yip - pee aye.

3

4 1 3 5

She'll be com - ing round the moun - tain when she comes.
Sing - ing aye aye yip - pee yip - pee aye.

3

8 5 3 1

She'll be com - ing round the moun - tain, com - ing round the
Sing - ing aye aye yip - pee, aye aye

1 5 1 5

12 3 1


moun - tain, com - ing round the moun - tain when she comes.
yip - pee, aye aye yip - pee yip - pee aye.

2 1 2 3 5



How many LH positions are there in this piece?

22. Red River Valley



Moderato

American Song

Oh come sit down here fore you leave us Do not has - ten to bid us fare - well. Just re -

mem - ber the Red Ri-ver Val-ley And the cow - boy who loves you so well. So let's

dance once more in the val - ley. Oh let's cir-cle to the left and to the right. Then you

swing your true love that you'll mar-ry. And you dance with the Red Riv-er girl.

mp *f*



Which 2 triads are played in the LH?

23. Down At The Old Bull And Bush



Allegro

Music Hall Song

5 4

f Come, come, come and make eyes at me. Down at the Old Bull And Bush.

9 4 3 2

Come, come, drink some port wine with me. Down at the Old Bull And Bush.

17 3 4 3 4 3

Hear the lit-tle Ger-man band "Da da da da da da da" Come let me hold your hand dear.

25 1 3 1 2 5 1 3 1 4 1 4

mp Do, do come and have a drink or two. Down at the Old Bull And Bush, Bush, Bush.

f

Quiz No. 3

Always write music
in pencil

1> Circle and name 7 triads (eg G major 1st inversion) that appear in this melody.



Triad:

Position:

2> Circle and name 5 triads that appear in this melody for the LH.



Triad:

Position:

3> What do these Italian terms mean in English?

Pesante

Allegretto

Marcato

Giocoso

Maestoso



Which is the lowest RH note?
Which is the highest RH note?



24. Auld Lang Syne



Andante

Traditional Scottish Song for New Year's Eve

Should auld ac-quain - tance be for - got and ne - ver brought to min'? Should

p

auld ac - quain - tance be for - got and days of auld lang syne? *f* For

auld lang syne, my dear, for auld lang syne. We'll

F

take a cup of kind - ness yet, for auld lang syne.



Which is the lowest RH note?
Which is the highest RH note?

25. Minuet In G



Moderato

A Minuet is a
slow, graceful dance.

Bach

Measures 1-4 of the Minuet In G. The right hand (RH) starts with a half note G4 (finger 5), followed by a quarter note A4 (finger 1), a quarter note B4 (finger 1), and a quarter note C5 (finger 1). The left hand (LH) has a half note G3 (finger 3) and a half note B3 (finger 3). Dynamics: *p* (piano) at measure 1, *mf* (mezzo-forte) at measure 3.


Measures 5-8 of the Minuet In G. The RH continues with a half note D5 (finger 1), a quarter note E5 (finger 2), a quarter note F5 (finger 1), and a quarter note G5 (finger 3). The LH has a half note D3 (finger 4) and a half note F3 (finger 5). Dynamics: *p* (piano) at measure 5, *mf* (mezzo-forte) at measure 7.

Measures 9-12 of the Minuet In G. The RH continues with a half note A5 (finger 5), a quarter note B5 (finger 1), a quarter note C6 (finger 1), and a quarter note D6 (finger 1). The LH has a half note A3 (finger 3) and a half note C4 (finger 3). Dynamics: *mf* (mezzo-forte) at measure 9.

Measures 13-16 of the Minuet In G. The RH continues with a half note E6 (finger 4), a quarter note F6 (finger 3), a quarter note G6 (finger 2), and a quarter note A6 (finger 1). The LH has a half note E4 (finger 4) and a half note G4 (finger 5). Dynamics: *mf* (mezzo-forte) at measure 13.

3 new triads

D m G m A 7



26. Poland's Mazurka



Con fuoco
(with fire and energy)

A Mazurka is a
traditional, fast
Polish dance.

Andrea Monk

5 2 4 3 3

f Po - land's mu - sic man: mas - ter of pi - a - no Fredrick Cho - pin.

5 5 5 4 2

Po - land's gift of hope: Home - land of the pope.

9 5 3 4 3 5 2

Po - land's cap - i - tal: War - saw peo - ple proud - est of them all. They

13 5 3 4 1 5 2 1

all go bes - er - ka! for the na - tional dance, Ma - zur - ka!



Chromatic scale

A **mordent** means:
play the note, the note
above and then the
note again, very quickly.

27. Habanera



Bizet

Con fuoco

A Habanera is a
strong, slow dance
from Cuba.

The musical score is written for piano and includes a melody line and a bass line. The key signature is one flat (B-flat), and the time signature is 4/4. The score is divided into four systems, each starting with a measure number (1, 6, 10, 14). The melody line features various ornaments, including mordents and grace notes, and is accompanied by a bass line with chords and single notes. Fingerings are indicated by numbers 1 through 5 above the notes. The score concludes with a double bar line.

LH pattern or riff

Legato 3rds



28. Late Night Rumba



Andante

A Rumba is a slow,
Latin American dance

Andrea Monk

5 3 4 3 1 2 3 4 5

p Rum - - - ba with me.

C pattern

5

'Neath the moon - light.

G pattern

9 3 2 1 1

Just one last dance

13 2 3 1 1

'Fore we say "Good - night."

Cha cha cha!


C pattern

Hop and change fingers.



Which hand plays the tune?

29. Cactus and Coyotes



Slow and Bluesy

Play quavers with a swing feel:
"Hump-ty Dump-ty"

Andrea Monk

Sheet music for "Cactus and Coyotes" in 4/4 time, featuring a piano (*p*) dynamic and a swing feel for the quaver patterns.

The piece is divided into four systems, each with a treble and bass staff. The bass staff contains a continuous quaver pattern, while the treble staff plays chords and melodic lines.

System 1 (Measures 1-4): The bass staff starts with a "C pattern" (C4, D4, E4, F4, G4, A4, B4, C5). The treble staff plays a series of chords and a melodic line.

System 2 (Measures 5-8): The bass staff continues with a "G pattern" (G3, A3, B3, C4, D4, E4, F4, G4). The treble staff plays a series of chords and a melodic line.

System 3 (Measures 9-12): The bass staff continues with a "C pattern" (C4, D4, E4, F4, G4, A4, B4, C5). The treble staff plays a series of chords and a melodic line.

System 4 (Measures 13-16): The bass staff continues with a "F pattern" (F3, G3, A3, B3, C4, D4, E4, F4). The treble staff plays a series of chords and a melodic line.

The piece concludes with a final chord in the treble staff and a whole note in the bass staff.

12 bar blues in F			

12 bar blues in <u>any</u> key			

30. Downtown Stomp



Andrea Monk

Allegro

Introduction

Introduction

f

1 2

5 3 2 .

5 3 2

5

12 Bar Blues

12 Bar Blues

4

9

9

13

13

5 4

1. 2.

1 2 4

Repeat with
RH played 8va

1st Time Bar
Play 1st time only

2nd Time Bar
Play 2nd time only

12 bar blues in C			

31. Hank's Boogie



Allegretto

Andrea Monk

Introduction

f 8vb

12 Bar Blues

5 Hank will ne ver be a soldier. No way! Hank will ne-ver be a sai-lor. No way!

9 Hank will ne-ver be a ba-ker. No way! Hank will ne ver be a tai-lor. No way!

13 Works out on the prai-rie, never in the dai-ry! Hank will always be a cowboy. Hoo - ray!

Repeat with RH playing quavers with a swing feel.

8vb

Congratulations



Congratulations you have reached the end of your book.

New challenges await you in the next Real Piano Player tutor book.

Before moving on to the next book, please revise all of the pieces to check
that you can play them fluently

Looking forward to seeing you in the next book.

Alternatively, why not try one of the individual arrangements in A Walk
Through History.

For all new material please visit my website

www.andreamonk.co.uk



Try to get a very gradual
crescendo and diminuendo

32. 3 O'Clock Train



Very slow and bluesy

Play all quavers
with a swing feel

Andrea Monk

Sheet music for "3 O'Clock Train" by Andrea Monk, 4/4 time signature. The piece is marked "Very slow and bluesy" and "Play all quavers with a swing feel". The score is divided into four systems, each with a treble and bass staff. Dynamics range from *pp* (pianissimo) to *f* (forte). The piece concludes with a *rit.* (ritardando) and a final *8vb* (octave below) marking.

System 1 (Measures 1-4): Treble staff starts with a half note G4 (finger 1), followed by a half note E4 (finger 5). Bass staff has a half note G2 (finger 1), followed by a half note E2 (finger 5). Dynamics: *pp* to *f*.

System 2 (Measures 5-8): Treble staff has a half note G4 (finger 1), followed by a half note E4 (finger 5). Bass staff has a half note G2 (finger 1), followed by a half note E2 (finger 5). Dynamics: *pp* to *f*.

System 3 (Measures 9-12): Treble staff has a half note G4 (finger 1), followed by a half note E4 (finger 5). Bass staff has a half note G2 (finger 1), followed by a half note E2 (finger 5). Dynamics: *pp* to *f*.

System 4 (Measures 13-16): Treble staff has a half note G4 (finger 1), followed by a half note E4 (finger 5). Bass staff has a half note G2 (finger 1), followed by a half note E2 (finger 5). Dynamics: *pp* to *f*. The piece ends with a *rit.* and a final *8vb* marking.